



4-PORT MIMO WIDE-BAND CEILING MOUNTED OMNIDIRECTIONAL ANTENNA

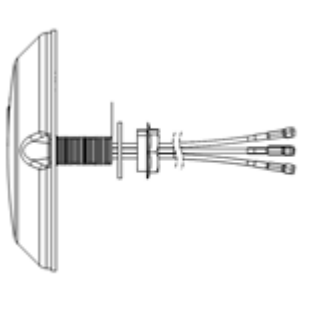
The CMM24513S4 is a four (4) port MIMO indoor wideband omnidirectional ceiling mount antenna. It is designed to provide pattern coverage that is optimized for indoor coverage requirements at 2400-2500 MHz and 5150-5875 MHz. The antenna features a pattern that has been specifically shaped to provide optimal performance from a ceiling mount location. The pattern is also very uniform and symmetrical, providing system integrators with the ability to precisely determine cell size.

FEATURES AND BENEFITS

- Low profile aesthetically neutral housing
- Mounts directly and easily to ceiling tile
- Performance optimized using Laird proprietary RF optimization tools
- 2-D Barcode QR labeling for easy smart phone access to antenna performance data
- RoHS compliant & excellent flame resistant rating
- Uniform & symmetrical radiation pattern delivers optimum performance.

MARKETS

- Office Complexes & Conference Rooms
- Hotels, Auditoriums & Convention Centers
- Airports, Bus Terminals & Train Stations
- Museums, Libraries & Theaters
- Retail Stores & Malls
- Casinos & Entertainment Venues.



SPECIFICATIONS

| | |
|---------------------------|-------------------------------|
| Model | CMM24513S4 |
| Antenna Type | Omni |
| Connector Type | |
| 91RTN | 4 X Rev-Polarity TNC Male |
| 91RSM | 4 X Rev-Polarity SMA Male |
| Cable Type | RG-58 |
| Cable Length | 36 ± 0.59 Inch |
| Frequency | 2400-2500 MHz / 5150-5875 MHz |
| Max Gain | 6.6 dBi |
| Azimuth Beam | Omnidirectional |
| Elevation Beam | 68° |
| Polarization | Linear, Omnidirectional |
| VSWR | 2.0:1 Max |
| Max Power | 5 Watts |
| Weight | 1.10 Lbs |
| Storage and Operator Temp | -30° C to 70° C |
| Outdoor | No |
| Mounting | Ceiling |

Americas: +1.847.839.6907
IAS-AmericasEastSales@lairdtech.com

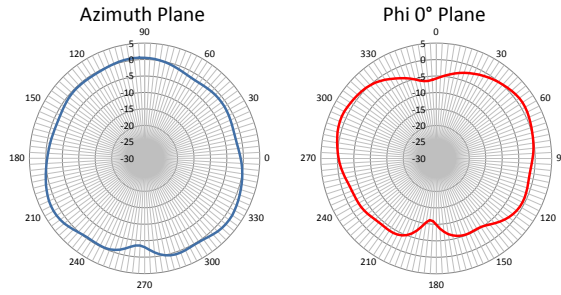
Europe: +44.(0).1628.858941
IAS-EUSales@lairdtech.com

Asia: +86.21.5855.0827.127
IAS-AsiaSales@lairdtech.com

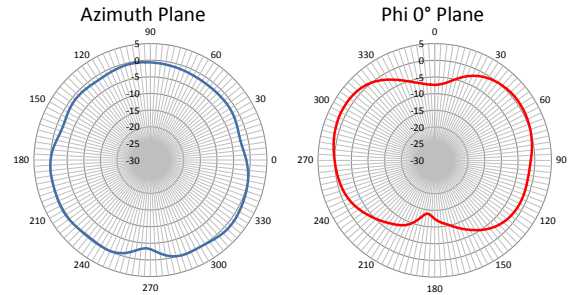
www.lairdtech.com

Port 1

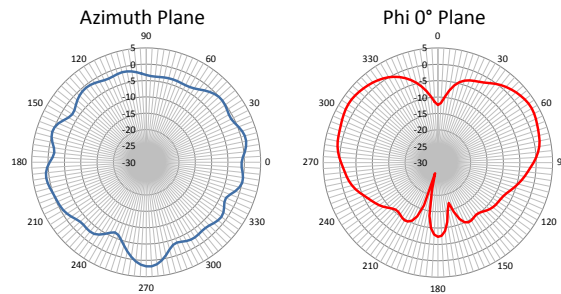
Radiation Pattern at 2400 MHz



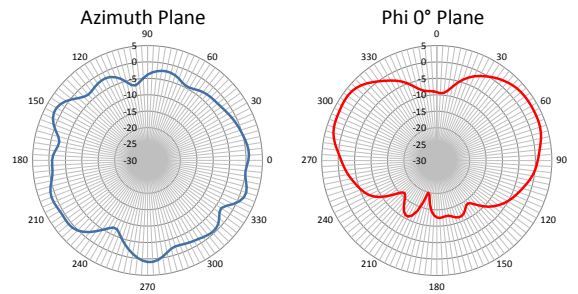
Radiation Pattern at 2500 MHz



Radiation Pattern at 5150 MHz

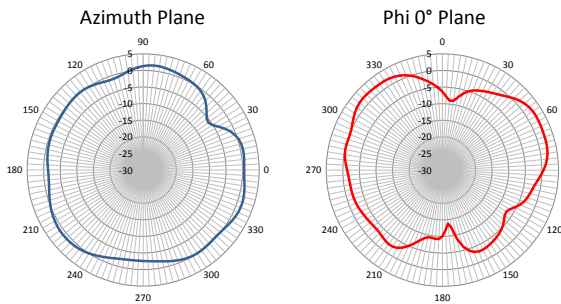


Radiation Pattern at 5875 MHz

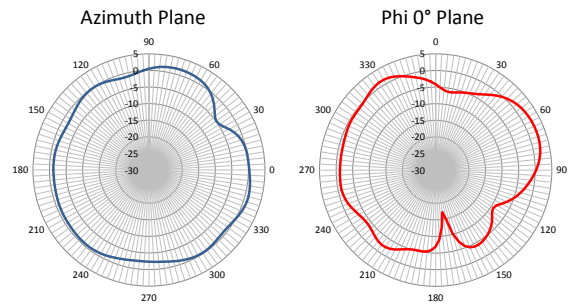


Port 2

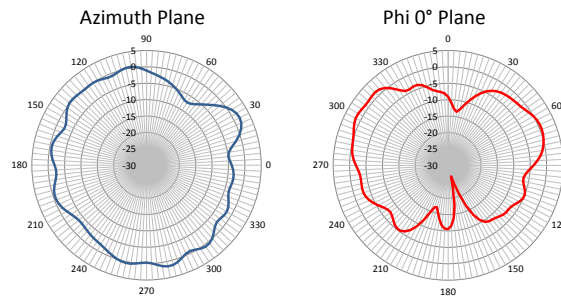
Radiation Pattern at 2400 MHz



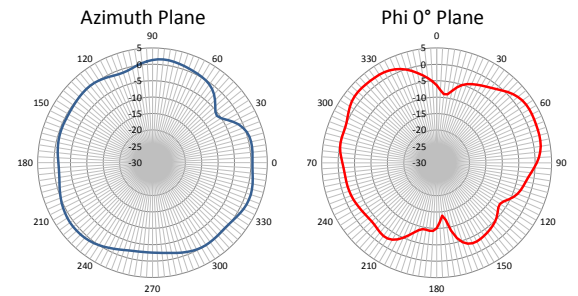
Radiation Pattern at 2500 MHz



Radiation Pattern at 5150 MHz

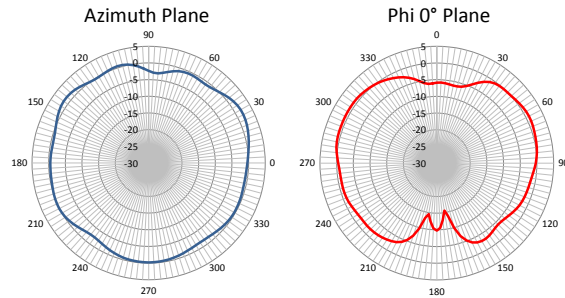


Radiation Pattern at 5875 MHz

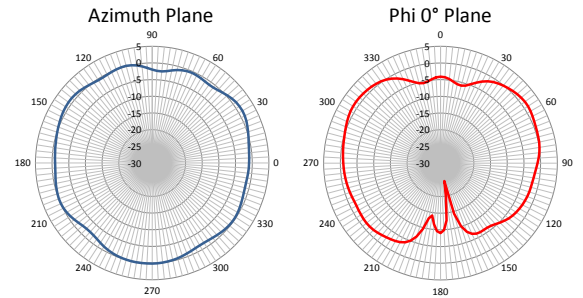


Port 3

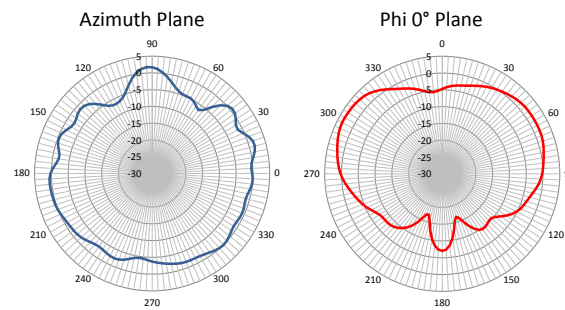
Radiation Pattern at 2400 MHz



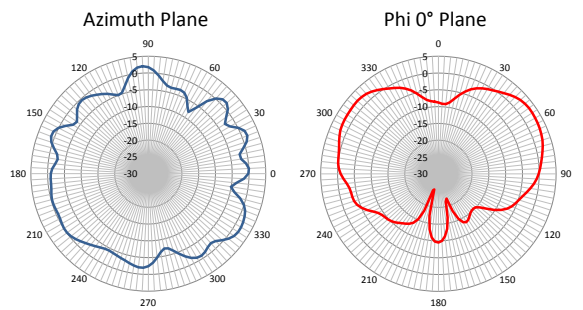
Radiation Pattern at 2500 MHz



Radiation Pattern at 5150 MHz

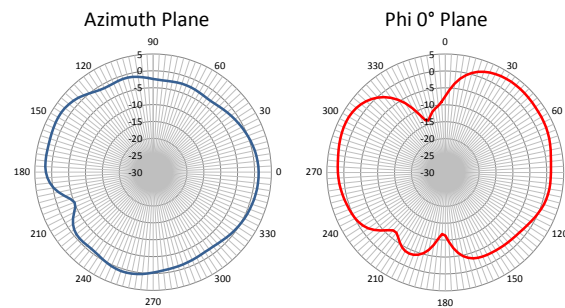


Radiation Pattern at 5875 MHz

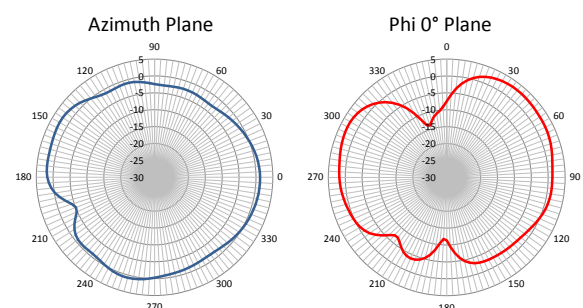


Port 4

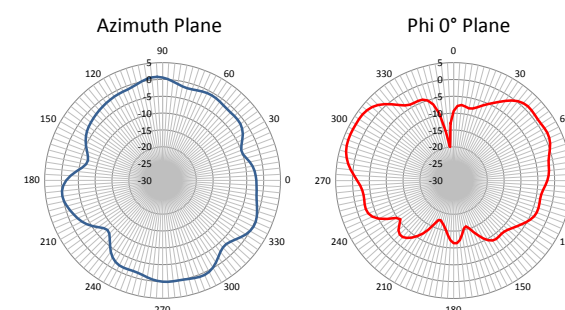
Radiation Pattern at 2400 MHz



Radiation Pattern at 2500 MHz



Radiation Pattern at 5150 MHz



Radiation Pattern at 5875 MHz

