

PRODUCT NUMBER
SEE TABLE, SHEET 2

A

B

C

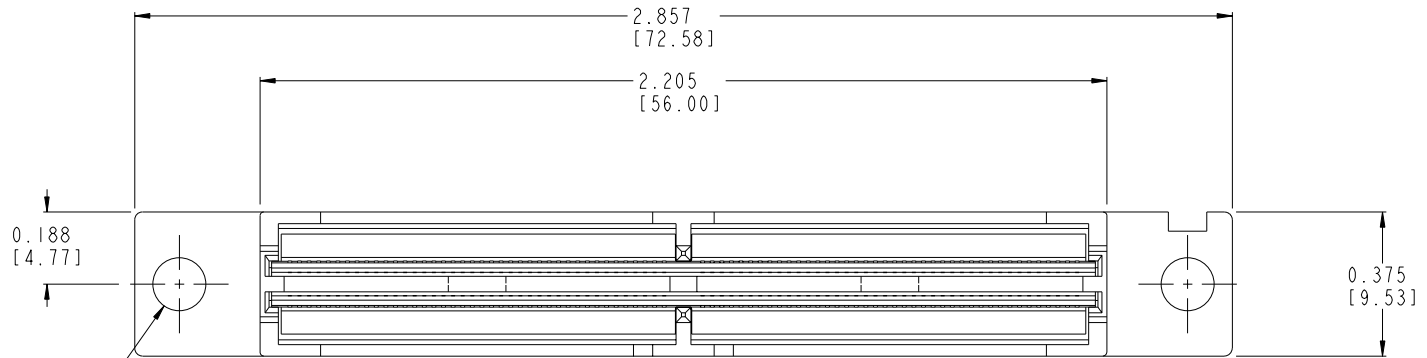
D

A

B

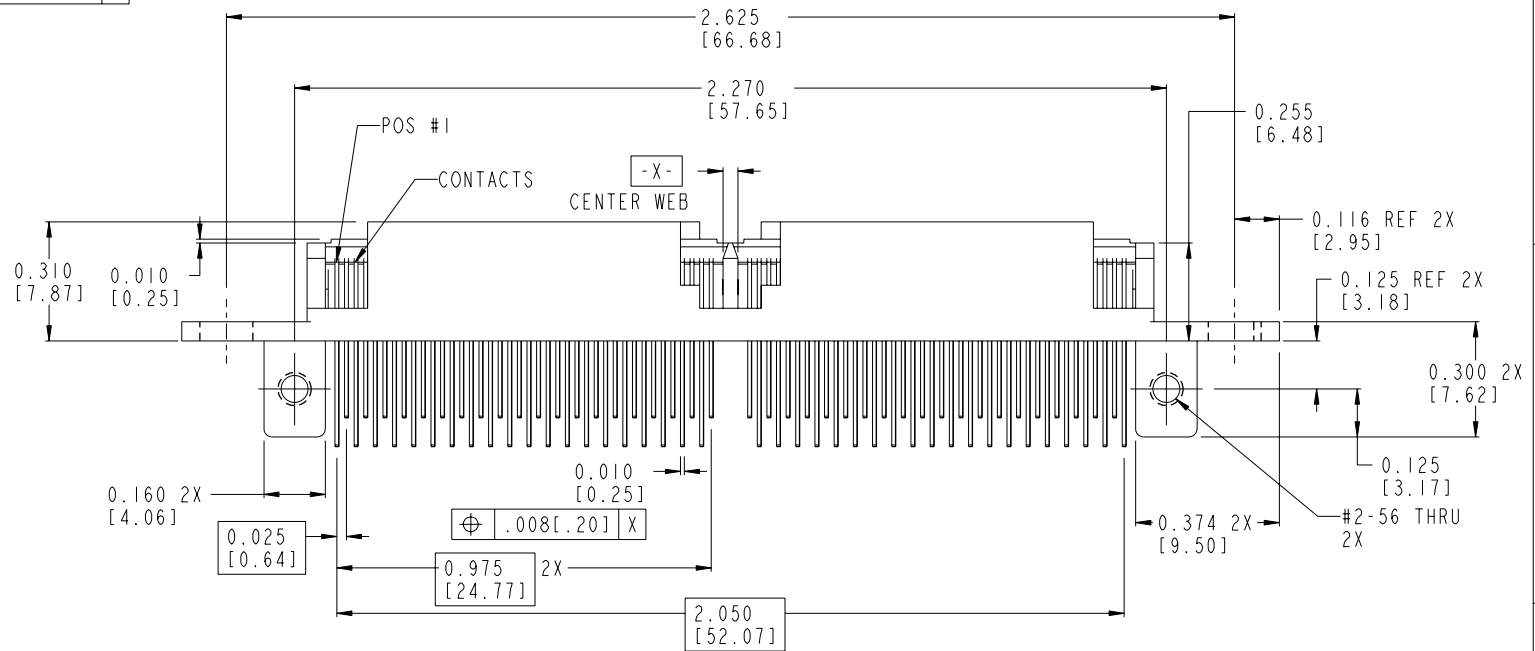
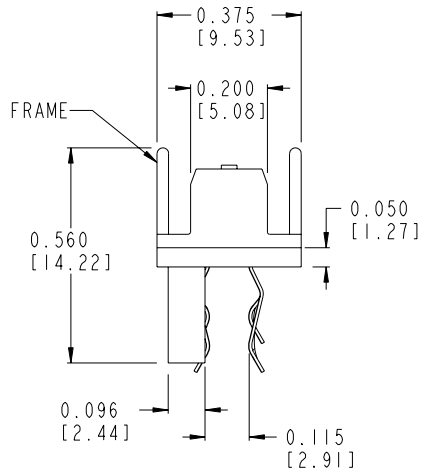
C

D



Ø 0.138 2X
[3.50]

⊕ .010 [0.25] X



| | | | | | | | | |
|--------------------|-------------|----------|---------------------------------------|-------------------------------------|---------------|--------------|--------------|-----------|
| www.fciconnect.com | | | surface | <input checked="" type="checkbox"/> | tolerance std | projection | INCH/MM | |
| | | | TOLERANCES UNLESS OTHERWISE SPECIFIED | | | | | Scale 1:1 |
| Dr | T. BRUNGARD | 05/15/03 | ANGULAR | LINEAR | 0.X | ±0.5 | size A4 | |
| Eng | M. GRAY | 05/15/03 | 0° | ±2° | 0.XX | ±0.3 | ECN N10-0427 | |
| Chr | M. GRAY | 05/15/03 | Product family | | MICROPAX | Spec ref | | |
| Appr | M. GRAY | 05/15/03 | MICROPAX 160 POSITION | | dwg no | 10024097 | Rev. C | |
| | | | STRAIGHT PLUG ASSY. | | CUSTOMER | sheet 1 of 2 | | |
| | | | catalog no | | | | | |

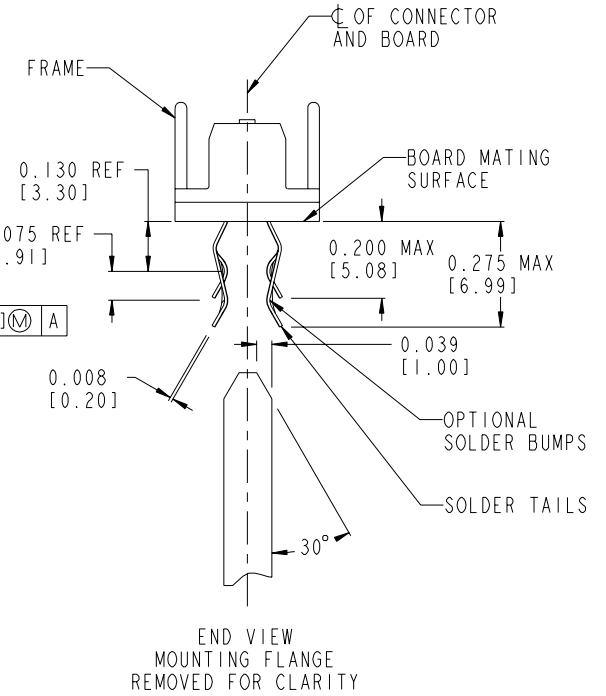
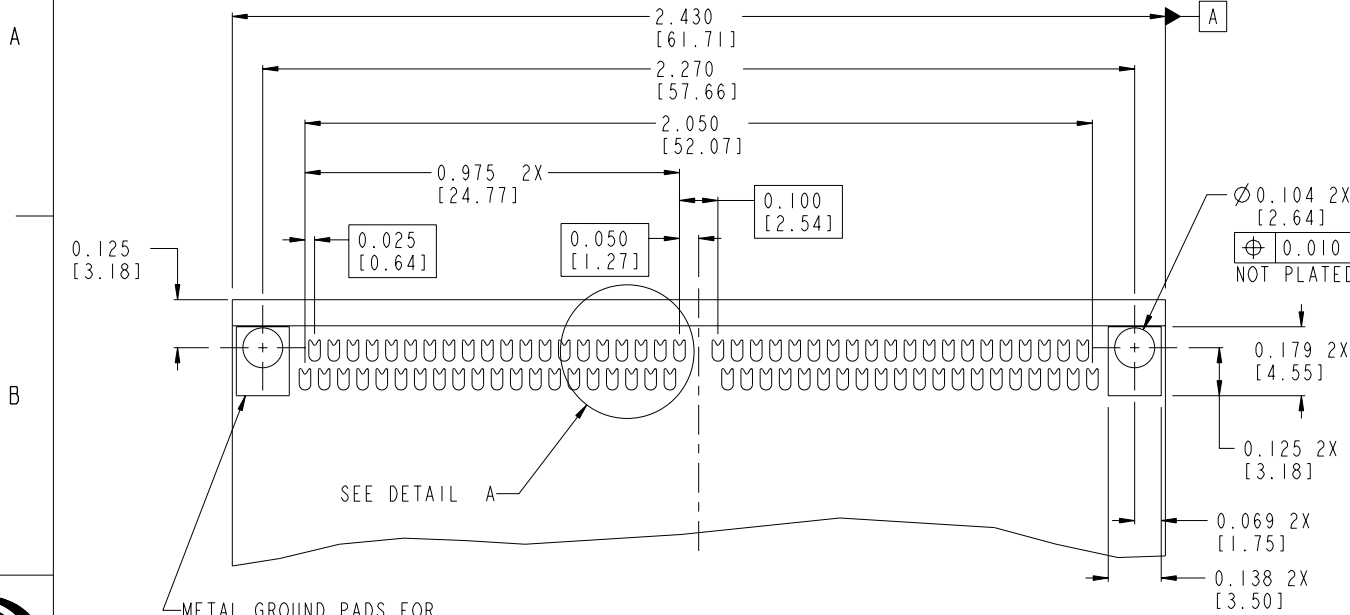
| rev | ecn no | dr | date |
|-----|----------|-----|------------|
| A | V03-0847 | GIP | 08/04/03 |
| B | M06-0195 | MHT | 05/26/06 |
| C | N10-0427 | KW | 2011-03-01 |
| - | - | - | - |
| - | - | - | - |
| - | - | - | - |
| - | - | - | - |



Copyright FCI.

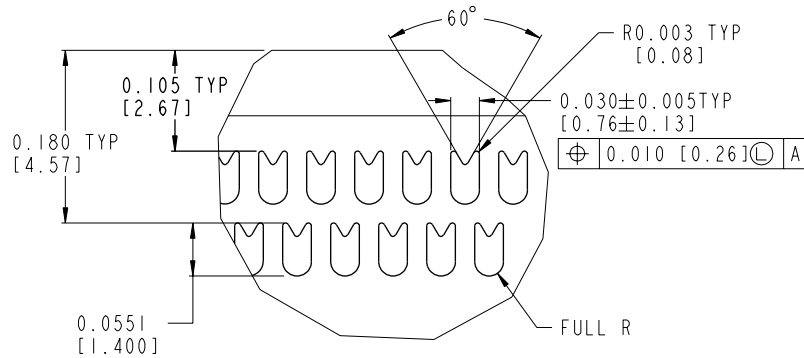
| PRODUCT NUMBER | NO. OF CONTACTS | OPTIONAL SOLDER BUMP |
|----------------|-----------------|----------------------|
| 10024097-001 | 160 | YES |
| 10024097-002 | 160 | NO |

OB



METAL GROUND PADS FOR HOUSING ATTACHMENT
FLANGE SIDE OF BOARD ONLY
2X

RECOMMENDED TERMINATION REQUIREMENTS



DETAIL A
SCALE 5:1

NOTES:

- MATERIALS:
DIELECTRIC: LCP
CONTACTS: PHOS. BRONZE
FRAME: ZINC ALLOY, #3
- PLATING:
SOLDER TAILS: 150u"/3.18um SnPb
CONTACT: GXT 60u"/1.52um OVER 75u"/1.90um Ni.

| | | | | | |
|--|-----------------------|--------|----------|--------------|---|
| | MICROPAX 160 POSITION | dwg no | 10024097 | Rev. | C |
| | STRAIGHT PLUG ASSY. | - | CUSTOMER | sheet 2 of 2 | |

