

# Spezifikation für Freigabe / specification for release

Kunde / customer :

Artikelnummer / part number :

**744777910W**

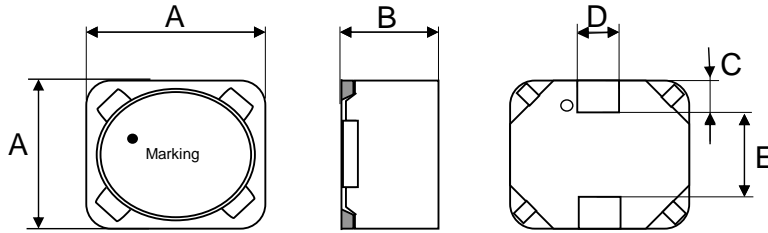


Bezeichnung : **SPEICHERDROSSEL WE-PD**

description : **POWER-CHOKE WE-PD**

DATUM / DATE : 2012-09-10

## A Mechanische Abmessungen / dimensions :



7345		
A	<b>7,3 ± 0,3</b>	mm
B	<b>4,5 max</b>	mm
C	<b>1,5 ± 0,2</b>	mm
D	<b>1,5 ± 0,3</b>	mm
E	<b>4,0 ± 0,3</b>	mm

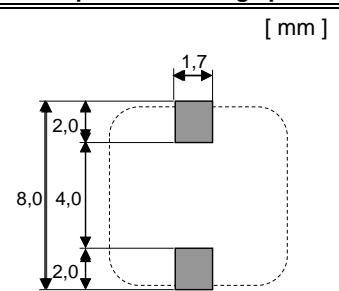
● = Start of winding

Marking = Inductance code

## B Elektrische Eigenschaften / electrical properties :

Eigenschaften / properties	Testbedingungen / test conditions		Wert / value	Einheit / unit	tol.
Induktivität / inductance	<b>100 kHz / 0,25V</b>	L	<b>10</b>	μH	±20%
DC-Widerstand / DC-resistance	<b>@ 20°C</b>	$R_{DC\ typ}$	<b>51</b>	mΩ	typ.
DC-Widerstand / DC-resistance	<b>@ 20°C</b>	$R_{DC\ max}$	<b>62</b>	mΩ	max.
Nennstrom / rated current	<b>ΔT= 40 K</b>	$I_R$	<b>1,90</b>	A	max.
Sättigungsstrom / saturation current	<b> ΔL/L  &lt; 10%</b>	$I_{sat}$	<b>2,60</b>	A	typ.
Eigenres.-Frequenz / self-res.-frequency	<b>@20°C</b>	$f_{res}$	<b>23,0</b>	MHz	typ.

## C Lötpad / soldering spec. :



## D Prüfgeräte / test equipment :

**WAYNE KERR 3260B** für/for L;  $I_{sat}$

**Agilent N5776A / Dostmann T905** für/for  $I_R$

**GMC Metrahit 271** für/for  $R_{DC}$

**Agilent E4991A** für/for  $f_{res}$

## E Testbedingungen / test conditions :

Luftfeuchtigkeit / humidity: 33%  
Umgebungstemperatur / temperature: +20°C

## F Werkstoffe & Zulassungen / material & approvals :

Basismaterial / base material: Ferrit/ferrite  
Therminal base material: Copper- alloy  
Therminal finish: Ni barrier / matte Sn  
Draht / wire: Class H

## G Eigenschaften / general specifications :

Betriebstemp. / operating temperature: -40°C - + 125°C  
Umgebungstemp. / ambient temperature: -40°C - + 85°C  
It is recommended that the temperature of the part does not exceed 125°C under worst case operating conditions.  
Glue and base can get yellow after soldering process

Freigabe erteilt / general release:	<b>Kunde / customer</b>		
.....	Unterschrift / signature		
Datum / date	<b>Würth Elektronik</b>		
.....			
.....	Kontrolliert / approved	ALa	Version 1
Geprüft / checked		Name	Änderung / modification
			Datum / date

### Würth Elektronik eiSos GmbH & Co. KG

D-74638 Waldenburg · Max-Eyth-Straße 1 - 3 · Germany · Telefon (+49) (0) 7942 - 945 - 0 · Telefax (+49) (0) 7942 - 945 - 400  
<http://www.we-online.com>

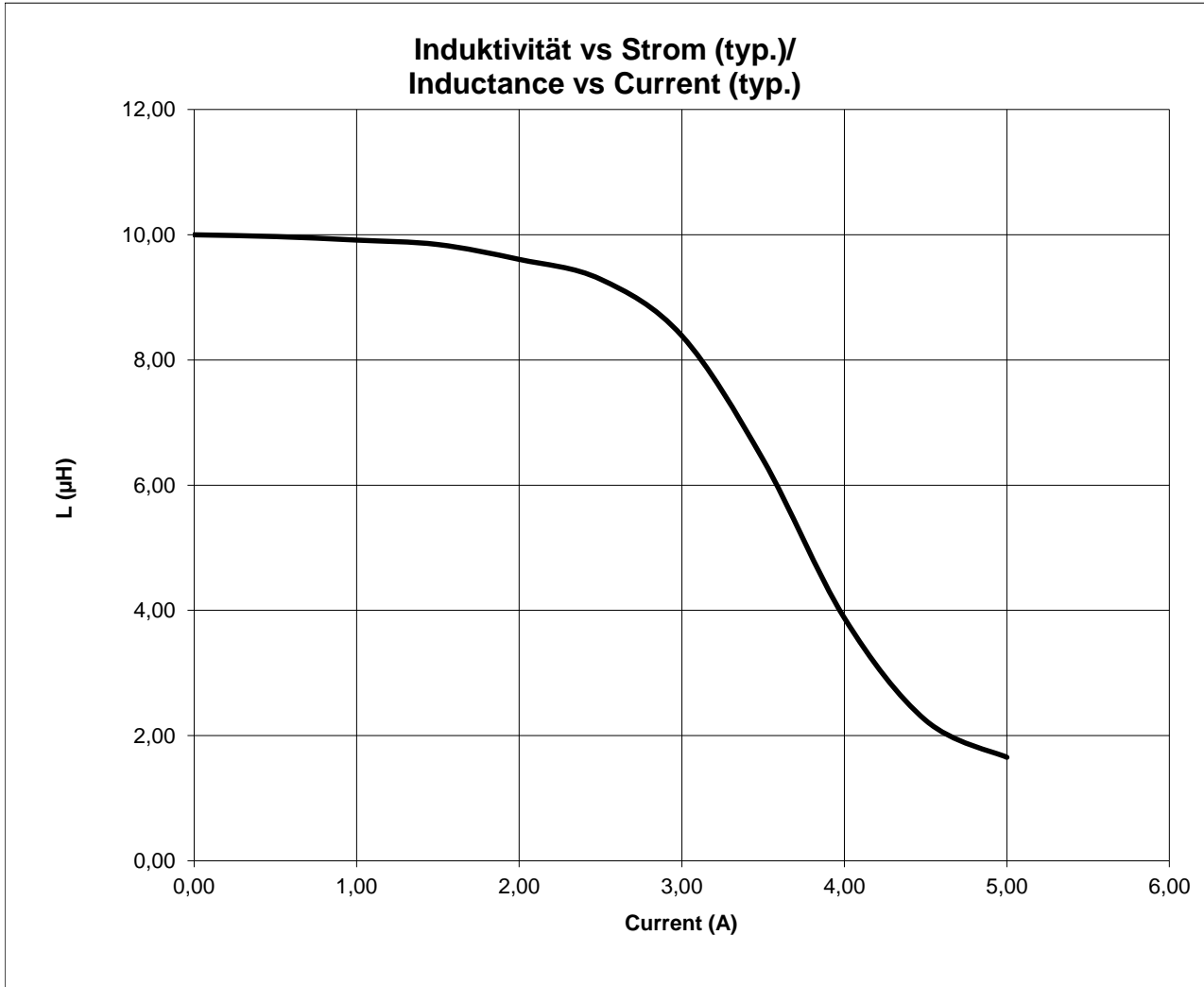
# Spezifikation für Freigabe / specification for release

Kunde / customer :  
 Artikelnummer / part number : **744777910W**  
 Bezeichnung : **SPEICHERDROSSEL WE-PD**  
 description : **POWER-CHOKE WE-PD**



DATUM / DATE : 2012-09-10

## H Induktivitätskurve / Inductance curve :



Freigabe erteilt / general release:	<b>Kunde / customer</b>			
Datum / date	Unterschrift / signature			
	<b>Würth Elektronik</b>			
Geprüft / checked	Kontrolliert / approved	ALa	Version 1	12-09-10
		Name	Änderung / modification	Datum / date

### Würth Elektronik eiSos GmbH & Co. KG

D-74638 Waldenburg · Max-Eyth-Straße 1 - 3 · Germany · Telefon (+49) (0) 7942 - 945 - 0 · Telefax (+49) (0) 7942 - 945 - 400  
<http://www.we-online.com>

# Spezifikation für Freigabe / specification for release

Kunde / customer :

Artikelnummer / part number :

**744777910W**

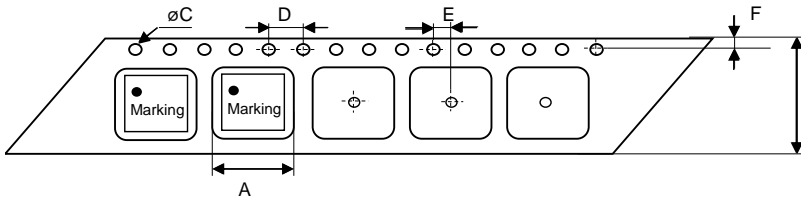


Bezeichnung : **SPEICHERDROSSEL WE-PD**

description : **POWER-CHOKE WE-PD**

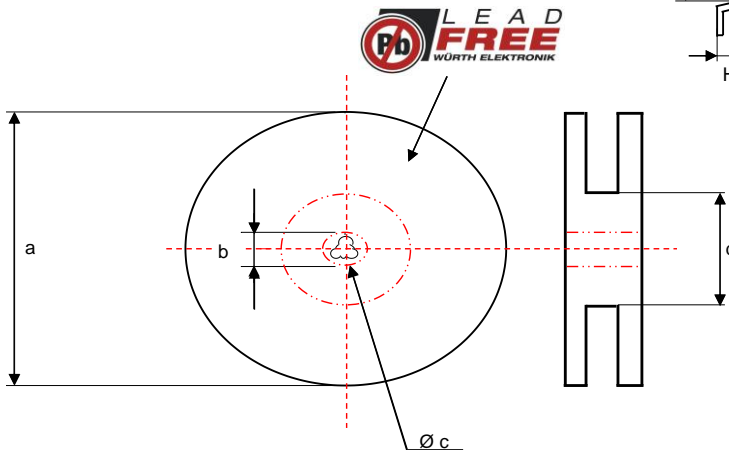
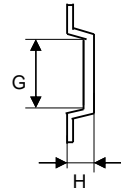
**DATUM / DATE : 2012-09-10**

**I Rollenspezifikation / tape and reel specification :**



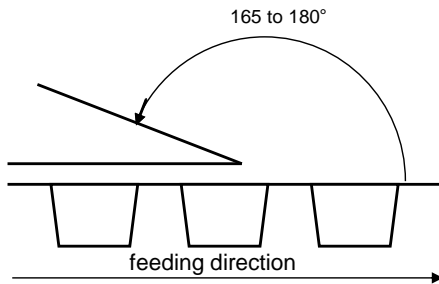
**Gurtspezifikation / Tape specification:**

A	<b>10,0 ± 0,1</b>	mm
B	<b>16,0 ± 0,2</b>	mm
C	<b>1,50 +0,1 -0,0</b>	mm
D	<b>4,00 ± 0,1</b>	mm
E	<b>2,00 ± 0,1</b>	mm
F	<b>1,75 ± 0,1</b>	mm
G	<b>10,0 ± 0,1</b>	mm
H	<b>5,00 ± 0,1</b>	mm



**Rollenspezifikation / Reel specification:**

a	<b>330,0 ± 2,0</b>	mm
b	<b>21,00 ± 0,8</b>	mm
c	<b>13,00 ± 0,5</b>	mm
d	<b>100,0 ± 1,0</b>	mm



The force for tearing off cover tape is 10 to 130 grams in arrow direction

Freigabe erteilt / general release:	<b>Kunde / customer</b>		
	.....		
Datum / date	<b>Unterschrift / signature</b>		
.....	<b>Würth Elektronik</b>		
.....	.....		
<b>Geprüft / checked</b>	<b>Kontrolliert / approved</b>		
	ALa	Version 1	12-09-10
	Name	<b>Änderung / modification</b>	Datum / date

This electronic component has been designed and developed for usage in general electronic equipment. Before incorporating this component into any equipment where higher safety and reliability is especially required or if there is the possibility of direct damage or injury to human body, for example in the range of aerospace, aviation, nuclear control, submarine, transportation, (automotive control, train control, ship control), transportation signal, disaster prevention, medical, public information network etc, Würth Elektronik eiSos GmbH must be informed before the design-in stage. In addition, sufficient reliability evaluation checks for safety must be performed on every electronic component which is used in electrical circuits that require high safety and reliability functions or performance.

**Würth Elektronik eiSos GmbH & Co. KG**

D-74638 Waldenburg · Max-Eyth-Straße 1 - 3 · Germany · Telefon (+49) (0) 7942 - 945 - 0 · Telefax (+49) (0) 7942 - 945 - 400  
<http://www.we-online.com>