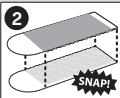
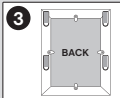


**3M**17203
command.com**To Apply**

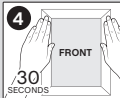
1 CLEAN surface with isopropyl rubbing alcohol, wipe gently, let dry. Do not use household cleaners. SEPARATE strips.



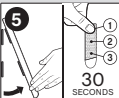
2 Press fasteners together until they snap.



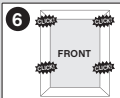
3 Remove one green liner. Position one set of strips on back of frame, press firmly. Repeat. Remove remaining green liners.



4 Position item on wall. **IMPORTANT: PRESS EACH SET FIRMLY** for 30 seconds.

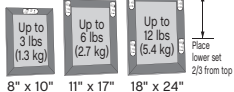
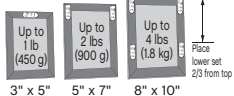
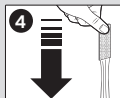
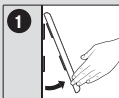


5 Grab frame at bottom and peel off surface. **DO NOT** pull straight toward you to remove. **FIRMLY** press all 3 areas of each strip for 30 seconds each.



6 Wait 1 hour to mount frame. Press fasteners firmly together until they click. If item is not level, reposition.

- TIPS**
- Wait minimum 7 days after painting to hang frames.
 - If there is paper backing on frame, remove to attach fastener directly to frame.

***RECOMMENDED PLACEMENT:
Medium Strips*****RECOMMENDED PLACEMENT:
Small Strips****To Remove**

1. Grab bottom corners and remove frame as shown. **2. NEVER** pull strip towards you. **3. LIGHTLY** press top of strip and grab tab, **STRETCH SLOWLY STRAIGHT DOWN ALONG WALL.** **4.** Continue stretching **AT LEAST 6 INCHES (15 cm)** for small and **12 INCHES (30 cm)** for medium until strip releases from wall.

IMPORTANT: Failure to follow instructions carefully may cause damage!
SAVE INSTRUCTIONS for damage-free removal or visit command.com

For questions, ideas and special offers go to command.com

CAUTION:

DO NOT use with wallpaper. May not adhere well to vinyl surfaces. DO NOT use for antiques, heirlooms, or other valuable or irreplaceable items. DO NOT hang items over beds.

NOTE:

Apply to surfaces **above 50°F (10°C)**. Adhesive could lose adhesion above 105°F (40°C).

The following statements only apply to products distributed in the USA.

Limited Warranty:

This 3M product will be free from defects in material and manufacture. If this product is defective, your exclusive remedy shall be, at 3M's option, replacement of the product or refund of the purchase price.

Limitation of Liability:

3M will not be liable for any loss or damage arising from this product, whether direct, indirect, special, incidental or consequential.