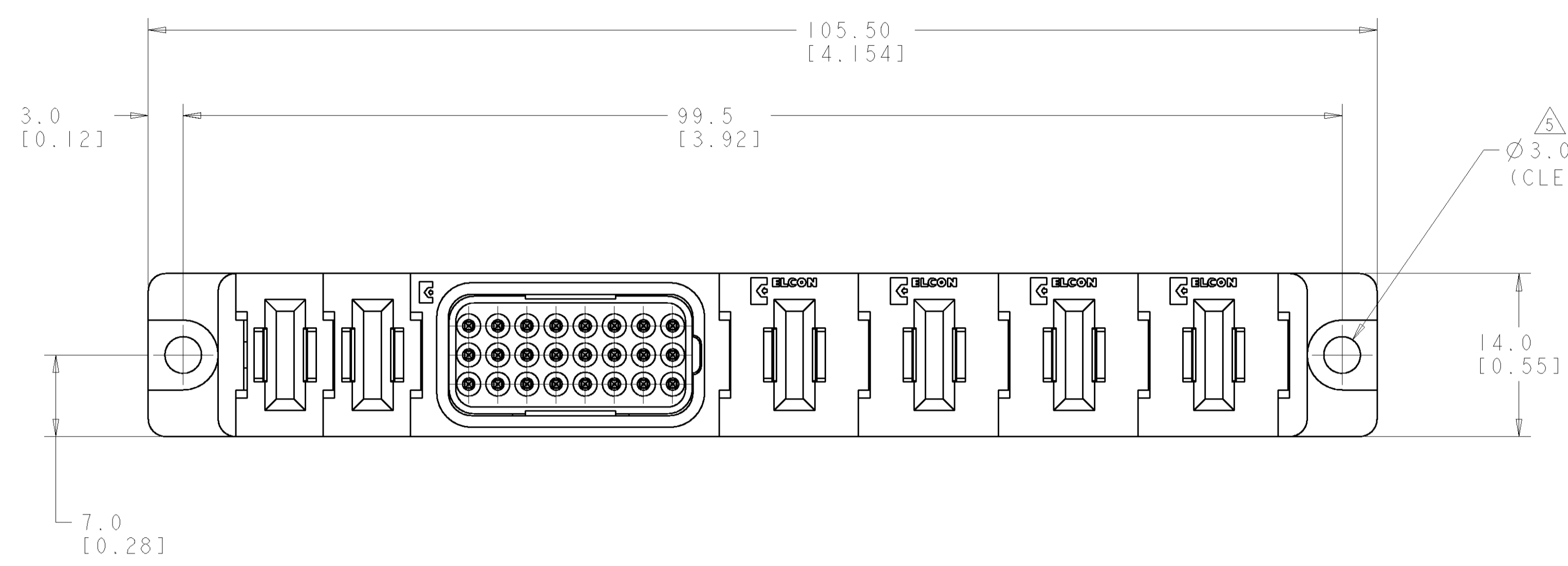


LOC	DIST	REVISIONS			
P	LTR	DESCRIPTION	DATE	DRN	APVD
A		RELEASED	01FEB2007	RG	PD



- PART NUMBER CHANGES AND OR DESIGN CHANGES AFFECTING ITEM INTERCHANGEABILITY REQUIRE PRIOR TYCO APPROVAL AND AUTHORIZATION BY REVISION TO THIS DRAWING.
- MATERIAL:
 INSULATORS - THERMOPLASTIC, GLASS REINFORCED, COLOR: BLACK, UL94V-0 FLAMMABILITY RATED.
 POWER CONTACTS - PHOSPHOR BRONZE ALLOY, COPPER ALLOY
 SOLDER SIGNAL PINS-BRASS ALLOY
 CROWN BAND-BERYLLIUM COPPER ALLOY
- FINISH:
 CONTACTS - GOLD PLATE 0.76 μm MIN. THK., OVER NICKEL
 1.27 μm MIN. THK
 SOLDER TAILS, TIN, MATTE FINISH, 3.05 μm MIN. THK.
 OVER NICKEL 1.27 μm MIN THK.

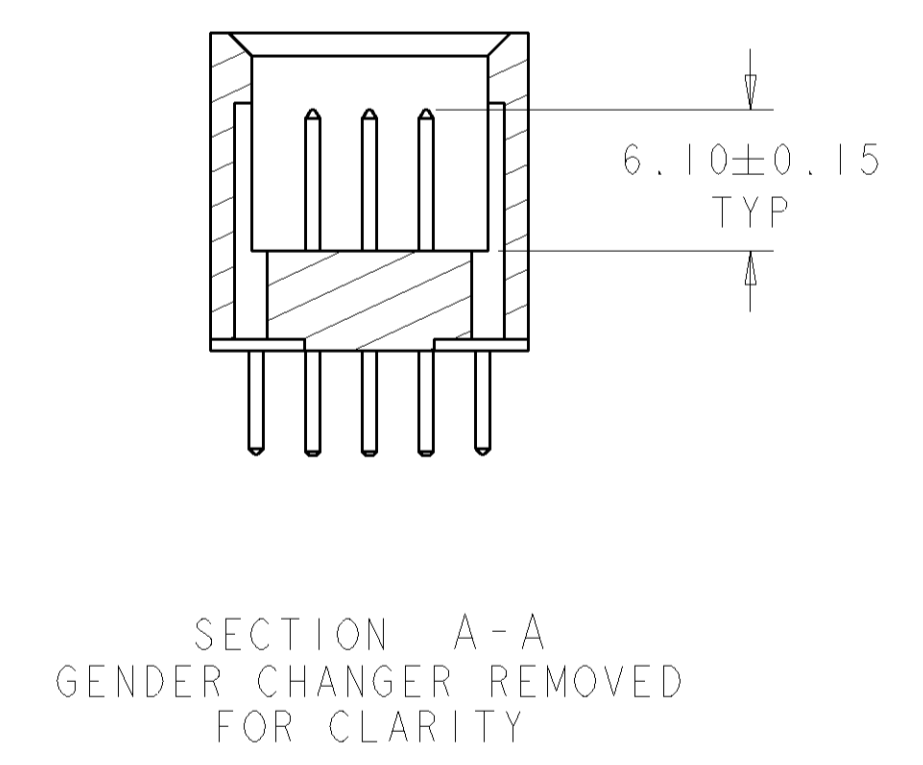
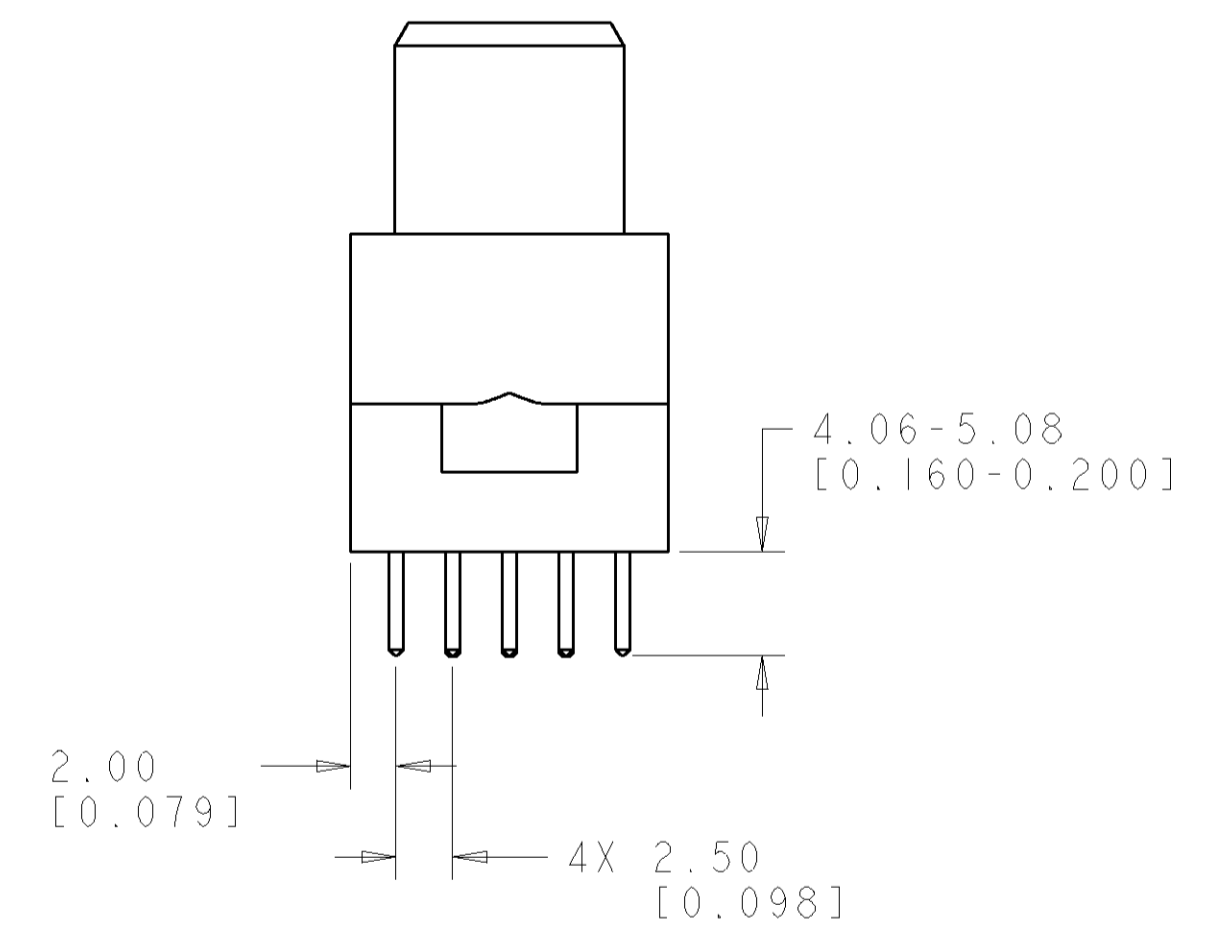
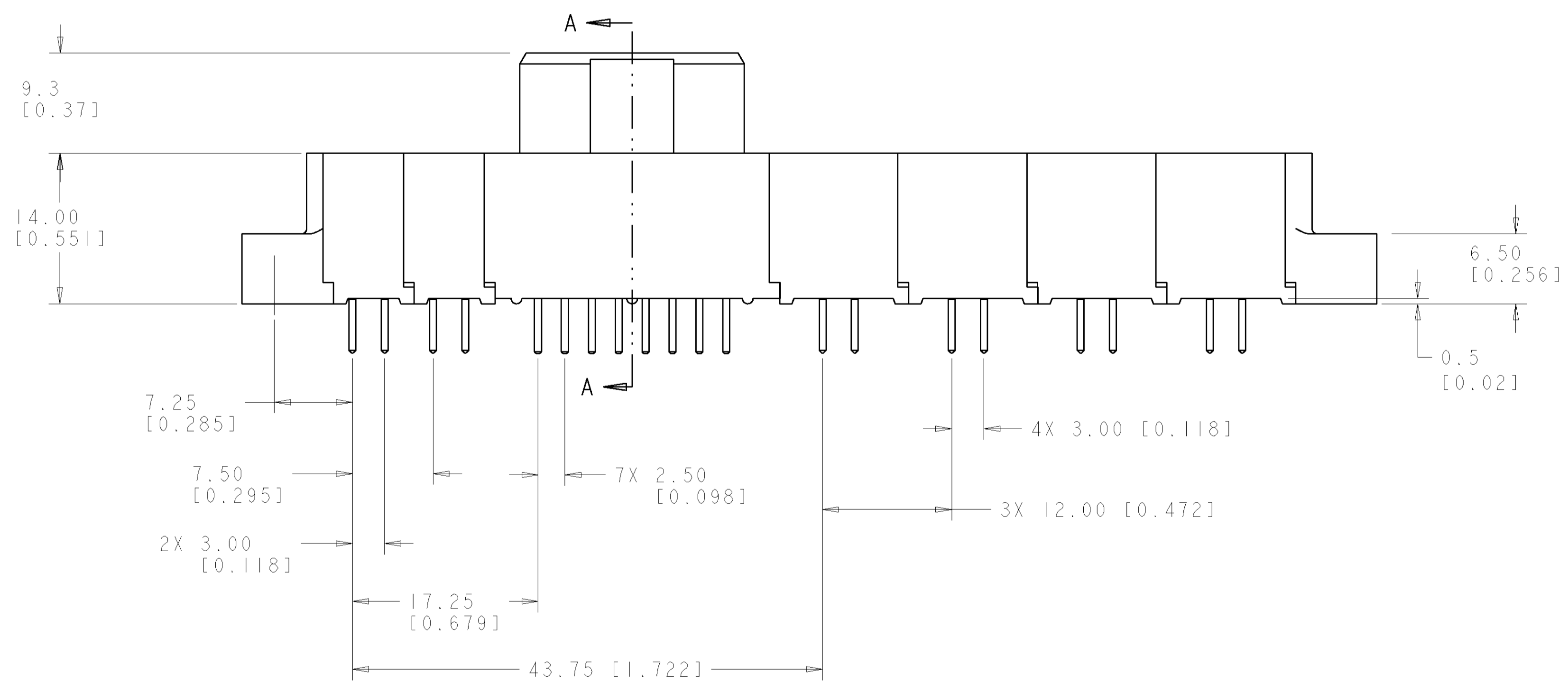
ITEMS PROVIDED TO THIS SPECIFICATION TO BE PERMANENTLY IDENTIFIED PER THE FOLLOWING IDENTIFIER LABEL

YEAR WEEK

TYCO PART NO. DATE CODE (e.g. 0106)

XXXXXXXX-X XXXX

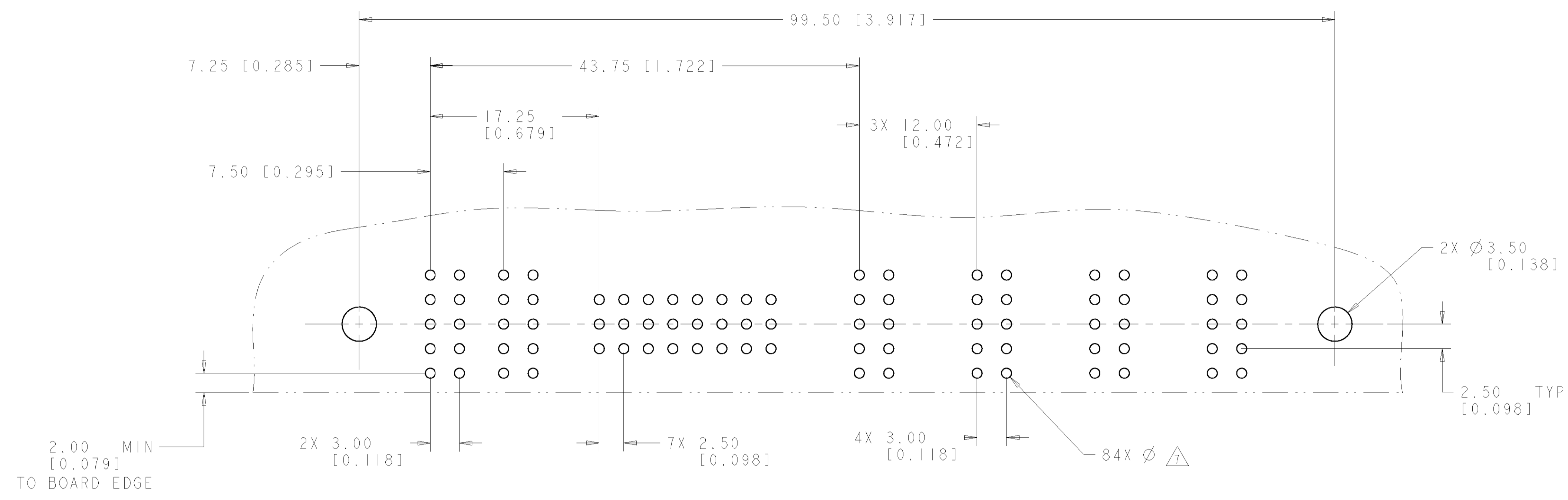
MOUNTING FLANGE ACCEPTS M3 OR #4-40 SCREWS. (USER SUPPLIED)



AS SHOWN	6646622-1
DESCRIPTION	PART NUMBER

DIMENSIONS: mm [INCHES]		TOLERANCES UNLESS OTHERWISE SPECIFIED: 0 PLC ± 1 PLC ±0.3 2 PLC ±0.15 3 PLC ± 4 PLC ± ANGLES ± 5		DWN B. GRZYBOWSKI 18JAN07 CHK P. DAMATO 18JAN07 APVD S. FLICKINGER 18JAN07		tyco Tyco Electronics Harrisburg, PA 17105-3608	
MATERIAL: - FINISH: -		WEIGHT: - CUSTOMER DRAWING		NAME: STRAIGHT SOCKET CONNECTOR SOLDER TAILS PRODUCT SPEC: - APPLICATION SPEC: -		SIZE: A100779 CAGE CODE: C=6646622 DRAWING NO: 6646622-1 RESTRICTED TO: -	
SCALE: 3:1				SHEET: 1 OF 3		REV: A	

LOC	DIST	REVISIONS					
GP	00	P	LTR	DESCRIPTION	DATE	DRN	APVD
-	-	-	-	SEE SHEET 1	-	-	-



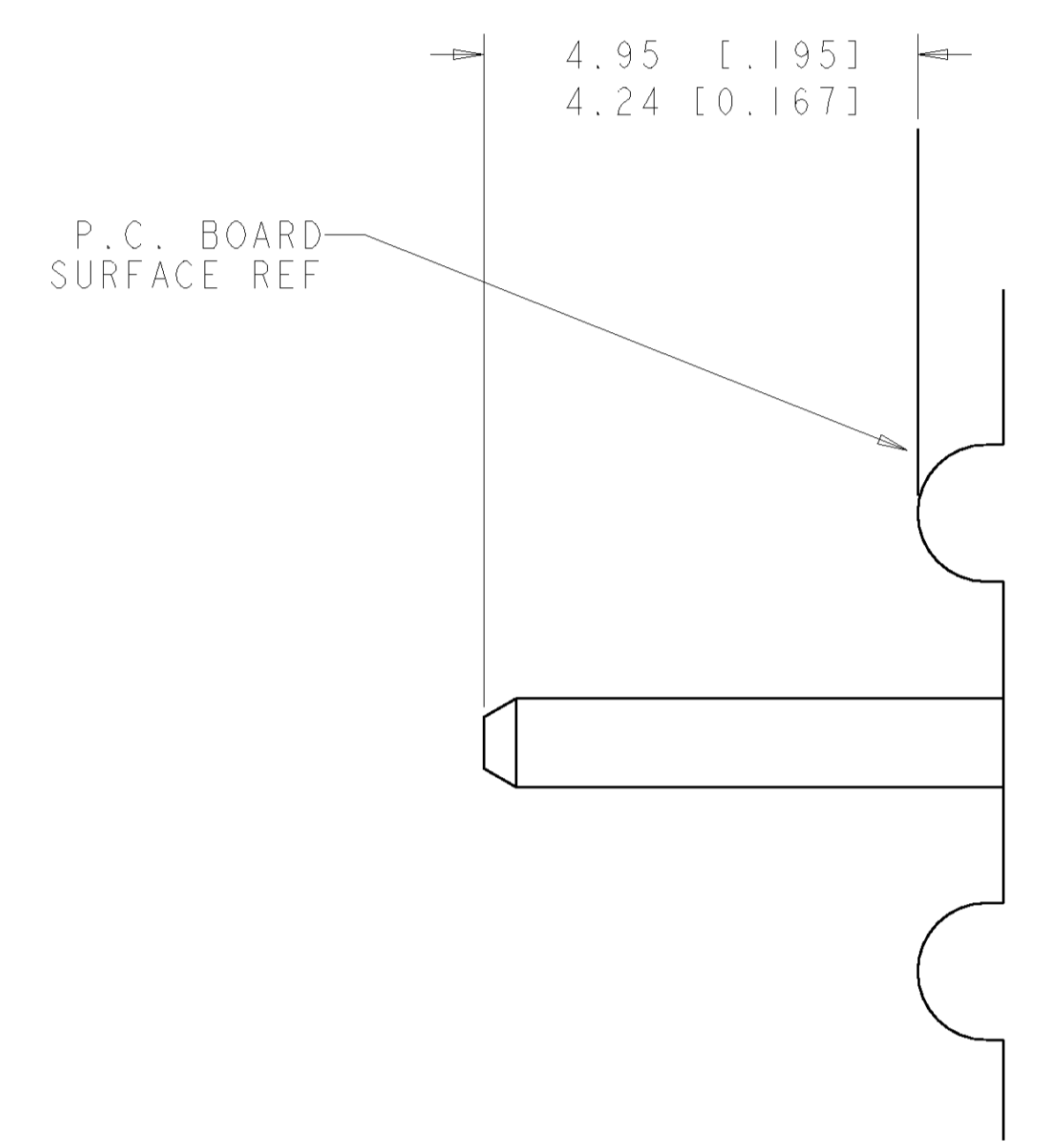
PRINTED CIRCUIT LAYOUT
 COMPONENT SIDE

CONNECTOR	EQUIVALENT CATALOG MODULE #	MODULE QTY	CONTACT QTY	SIZE NO.	MATING PIN	MAX. CURRENT (PER CONTACT)	CONTACT SPACING	VOLTAGE RATING
SOCKET	FP100	2	4	8	1.25 X 7.00 [.049 X .276]	35 amps	7.50 [.2953]	250
	FP116	4	8	8	1.25 X 7.00 [.049 X .276]	35 amps	12.00 [.472]	600
	FP301	1	24	22	.64 [.025] SQ.	3 amps	2.50 [.0984]	125
	FP500	1	-	-	LEFT MOUNTING FLANGE			
	FP501	1	-	-	RIGHT MOUNTING FLANGE			

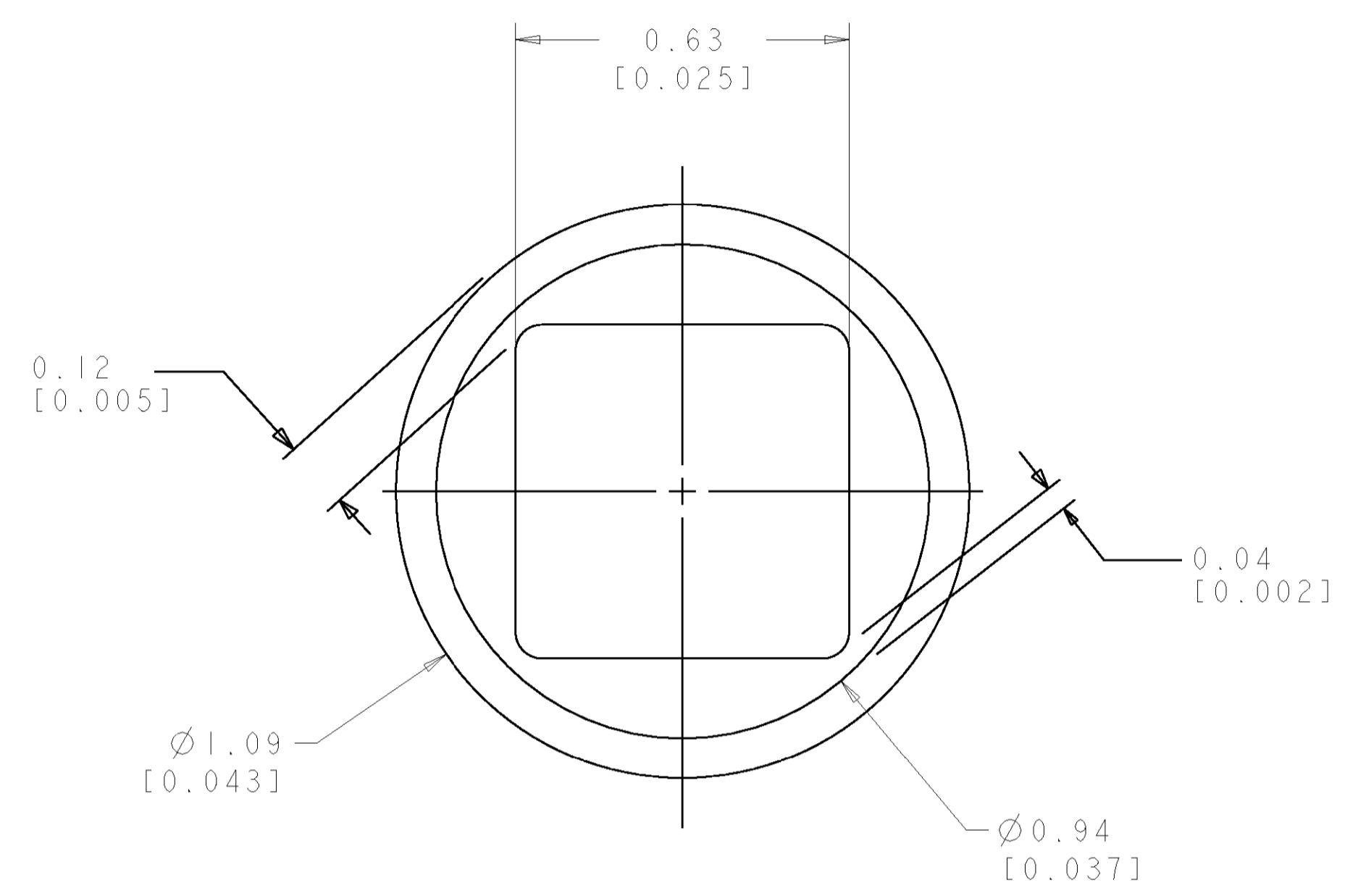
ELCON FLATPAQ

DIMENSIONS: mm [INCHES] 		TOLERANCES UNLESS OTHERWISE SPECIFIED: 0 PLC ± 1 PLC ±0.3 2 PLC ±0.15 3 PLC ± 4 PLC ± ANGLES ±.5 FINISH -		DWN B. GRZYBOWSKI 18JAN07 CHK P. DAMATO 18JAN07 APVD S. FLICKINGER 18JAN07 PRODUCT SPEC - APPLICATION SPEC - WEIGHT - CUSTOMER DRAWING		tyco Tyco Electronics Harrisburg, PA 17105-3608 NAME STRAIGHT SOCKET CONNECTOR SOLDER TAILS SIZE CAGE CODE DRAWING NO. RESTRICTED TO A100779C=6646622 - SCALE 3:1 SHEET 2 OF 3 REV A	
-----------------------------	--	--	--	--	--	--	--

LOC	DIST	REVISIONS					
GP	00	P	LTR	DESCRIPTION	DATE	DWN	APVD
-	-	-	-	SEE SHEET 1	-	-	-



6. SOLDER PIN DETAIL
SCALE 10:1



△ SOLDER TERMINATION AREA
 SCALE 40:1
 RECOMMENDED PRINTED CIRCUIT SOLDER HOLE
 FINISHED HOLE: Ø1.02 [.040] ±.08 [.003]
 DRILLED HOLE: Ø1.15 [.0453] ±.013 [.0005]
 COPPER PLATE: .025 [.0010] MIN
 TIN PLATE: .008 [.0003] MIN. (PER SURFACE)

ELCON FLATPAQ

<small>THIS DRAWING IS UNPUBLISHED. RELEASED FOR PUBLICATION BY TYCO ELECTRONICS CORPORATION. ALL RIGHTS RESERVED.</small>		DWN R. GRZYBOWSKI 18JAN07 CHK P. DAMATO 18JAN07 APVD S. FLICKINGER 18JAN07	tyco Tyco Electronics Harrisburg, PA 17105-3608 Electronics
DIMENSIONS: mm [INCHES]	TOLERANCES UNLESS OTHERWISE SPECIFIED: 0 PLC ± 1 PLC ±0.3 2 PLC ±0.15 3 PLC ± 4 PLC ± ANGLES ±.5	NAME S. FLICKINGER PRODUCT SPEC - APPLICATION SPEC - WEIGHT - FINISH -	SIZE A 00779 CAGE CODE C=6646622 DRAWING NO - RESTRICTED TO - SCALE 3:1 SHEET 3 OF 3 REV A
MATERIAL -		CUSTOMER DRAWING	