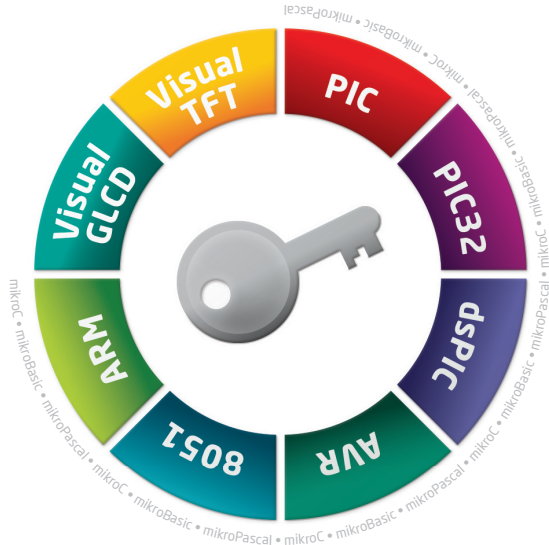


Guide to Key File License

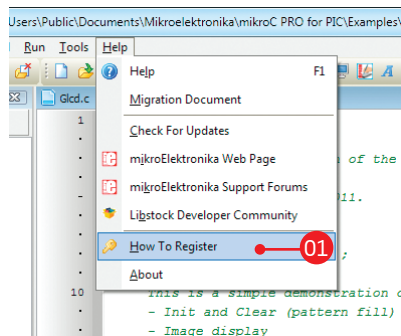


1. Install the software

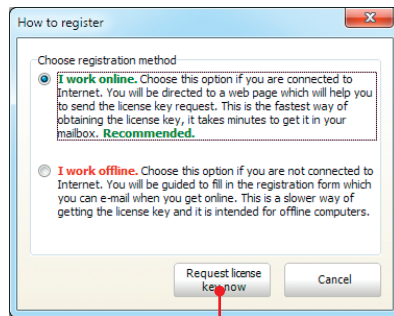
Please, **download** the desired mikroElektronika proprietary software, or use a copy from our **Product DVD**. **Install it** on the workstation you are going to use for development. You can use compiler free of charge as long as your programs occupy less than 2K of program words. In case of Visual TFT and Visual GLCD software you can create GUI with a maximum of 7 objects. In order to get an unlimited version, it is necessary to **purchase** the **license key** or **USB dongle license**. **License key is only valid on the computer from which you sent your license key request and cannot be used otherwise**, while USB dongle license can be ported to other computers (one at the time).

2. How to get the license key?

License key is not provided on the Product DVD. In order to get it and unlock your software it is necessary to request the license key from your software distributor. Please follow the simple procedure described below in order to request the license key.



1. Start up the compiler or other mikroElektronika software and click the **Help -> How To Register** option.



2. Choose desired registration method. If you have internet access, we recommend that you use the **online registration method**.

MikroElektronika
DEVELOPMENT TOOLS COMPLETE BOOKS

Development Tools > Compilers > Accessories > Licenses > Special Offers > Easy Buy > Publications > Support > Products > Download

Software Activation

In order to get activation key please fill in required fields. Check spelling and verify your request. We will send the license key to the e-mail address you specified in the form.

Product: mikroC PRO for PIC

Name:

Address:

Invoice: *You do not specify 200 Number or invoice number! Add the license key request must be processed manually which can take longer time.

200 Number:

E-MAIL:

Re-enter email:

Company:

Product ID: 5249-56769-607765-57#FPO

Comments:

Distributor: Select your distributor from the list

03

Related Links: Products, News, Forums, Distributions, About MikroElektronika, Legal Information and Privacy Policy, Product Archive, Contact Us

Copyright © 1995-2012, MikroElektronika. All rights reserved. All trade and/or service marks mentioned are the property of their respective owners.

3a. Online software registration is done through a specialized web page. Make sure to enter as much information as possible so the automated service can find your license purchase information in the database.

Fields marked with asterisk must be filled in.

4. As soon as we receive your license key request, we will process your information, and if it is successfully validated we will send you back an E-mail with a link. Click on the link in order to download your license key and save it.

Thank you for choosing our compiler. **05**

Please download the registration program from the address:
http://www.mikroe.com/licenses/T03C402495616019/mikroc_pro_for_pic_Reg.exe

Start the program in order to activate your copy of compiler.

Please note that this license key is valid until you reformat your hard disk. In the case you did format your hard disk, you should request a new activation key.

If your request is valid you will receive an E-mail with a link to download your license.

How To Register

Step 1. Fill in the form below. Please, make sure you fill in all required fields.

Step 2. Make sure that you provided a valid email address in the "EMAIL" edit box. This email will be used for sending you the activation key.

Step 3. Make sure you select a correct distributor which will make the registration process faster. If your distributor is not on the list then select "Other" and type in distributor's email address in the box below.

Step 4. Press the SEND button to send key request. A default email client will open with ready-to-send message. Note: If email client does not open, you may copy text of the message and paste it manually into a new email message before sending it to your distributor's email.

NAME*

ADDRESS Enter your address

INVOICE Enter invoice number if available

200 Number Enter 200CheckOut Order Number or Invoice number if available (10 characters)

E-MAIL* Enter a valid e-mail address*

E-MAIL* Re-enter e-mail address*

COMPANY Enter company name

PRODUCT ID 5249-56769-607765-57#FPO

COMMENTS Enter comments on your order

DISTRIBUTOR* Select your distributor from the list

I have made the payment and I wish to request activation key for mikroC PRO for PIC

Name:

Address:

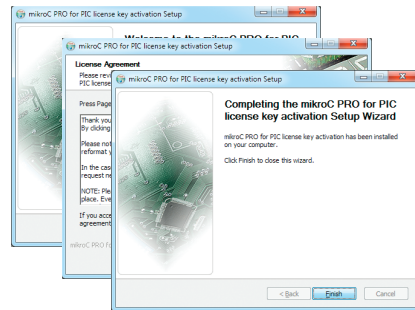
Invoice number:

04

Fields marked with asterisk must be filled in.

mikroC_pro_for_pic_Reg.exe
License key installer for mikroC P...
mikroElektronika

5. After the license key is downloaded, start the Setup Wizard application and follow a simple procedure to install the license.



3b. If you choose offline registration method you can send the request directly from the software. If you do not have an E-mail client, or do not have an internet access, you can copy the text to clipboard and send it to your software distributor in some other way.

Frequently asked questions

Q. What does the demo limit message mean?

This message warns you that you have tried to compile a program with an output (HEX file) larger than 2K of program words. Such limitation is the only disadvantage of the limited version of compiler, compared to the registered version.

Q. What is the license key?

The license key is a small program which removes the demo limit from your computer.

Q. What does the license key look like?

The license key comes as a link in the E-mail which you receive upon sending a license key request to your distributor. One click on the link will provide you with a small application which is actually the license key.

Q. Is it necessary to have the license key?

It is necessary if you want to compile programs larger than 2K of program words (HEX file).

Q. Do I have to pay for the license key?

Yes, because the only way to remove the demo limit from your computer is to pay for the license key.

Q. Is it true that software updates are free?

Yes. All upgrades are free of charge until the end of the product lifetime.

Q. Can I have more than one mikroElektronika's software installed on the same workstation?

Of course you can. These are completely different programs. You can install as many different mikroElektronika software as you need on the same workstation.

Q. I have just bought a new computer workstation and I want to use the software I've purchased from mikroElektronika on it. What am I supposed to do?

Please send a request for a new license key generated on your new workstation to your distributor and briefly explain the situation in the comments section. If the argumentation is correct, you will get a new key free of charge.*

Q. What will happen to my software and my license if I format my hard disk and/or reinstall my operating system?

You have to reinstall the software you have purchased from mikroElektronika and send a new license key request to your distributor. Briefly explain the situation in the comments section. If the argumentation is correct, you will get a new key free of charge.*

Q. Can I get more than one license key?

You are entitled to one license key per purchase. License for your second workstation could be provided on special request.

Q. What is the product ID number?

The product ID number is a number which represents the unique description of your PC on the basis of which we generate your license.

Q. Is it possible to get the license key along with the compiler or on the Product DVD?

No, it's not. The only way to get it is to contact your distributor and send the license key request.

Q. The last five digits of the product key change every time I generate the license key request. Why?

These digits represent the timestamp of the moment in which you have generated the license key request.

Q. Which distributor should I choose when requesting the license key?

The license key request must be sent to the same distributor you have made your order through.

Q. Do I have to keep my license key safe?

Yes, because the same key is used to unlock any new version of the same software downloaded from the mikroElektronika web page.

Q. Is it true that mikroElektronika provides free technical support assistance?

Our technical support assistance is free of charge. You can contact us through our support desk <http://www.mikroe.com/esupport>

Q. Do I get a full version of the software by purchasing a development system from mikroElektronika?

Product DVD that comes with every development system contain all mikroElektronika software with demo limit. In order to remove this restriction it is necessary to purchase the software license.

Q. Is my key license valid after I have upgraded my software to a new version on the same workstation?

Yes, of course. We especially take care to have backward compatibility of key file licenses with every software upgrade. This means that you can use the same license key for your new software version. In rare special cases, when some systematic changes are applied in new software versions, you might need to request a new license key. This will be clearly stated in the software web page, along with other relevant information.

Q. I have no internet connection on my workstation. How can I register my software?

You just have to copy the text from the "How to register" window, and send it to your distributor from any workstation with internet connection. It is important to fill-in all the information required in the registration form. This way it will be easier for your distributor to find you in the database.

Q. I have lost my key. What am I supposed to do?

Please send a request for a new license key to your distributor and briefly explain the situation in the comments section. If the argumentation is correct, you will get a new key free of charge.*

Q. It has been 24 hours since I sent my request.

Over the last couple of years there has been a growing problem with E-mail providers identifying incorrectly valid E-mails as spams. Check your spam folder to see if our E-mail has been incorrectly classified. It is also advisable to white list all E-mails from our domain @mikroe.com because if our first E-mail was incorrectly classified and lost, there is a strong possibility that all subsequent E-mails will also be incorrectly classified. Therefore, if you do not receive an E-mail from us within 24 hours, please E-mail us at **office@mikroe.com**.

**NOTE: Your distributor can grant you up to three key file licenses annually. Please be careful not to cross this limit. If you expect to have more frequent license requests, please consider switching to single user USB Dongle Licensing option.*

If you want to learn more about our products, please visit our website at www.mikroe.com. If you are experiencing some problems with any of our products or just need additional information, please place your ticket at www.mikroe.com/esupport If you have any questions, comments or business proposals, do not hesitate to contact us at office@mikroe.com



Q. My antivirus software prevents the license key from accessing the compiler registration files.

You should first disable the antivirus software and re-run the license key application.

Q. I have registered my software, but I'm still getting the Demo limit.

1. First uninstall the present version of the software.
2. Download and install the latest version of the software on the same workstation and the same hard disk partition. Please note that license key will be invalid if you install the software on different hard disk or partition.
3. Run the license key application on that same workstation.
4. If you still have problems please contact our support department.

