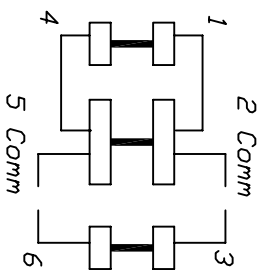
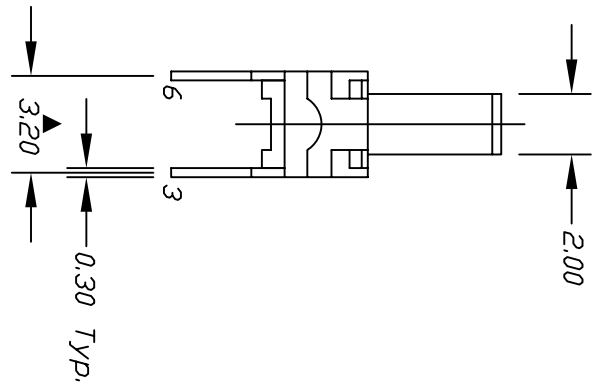
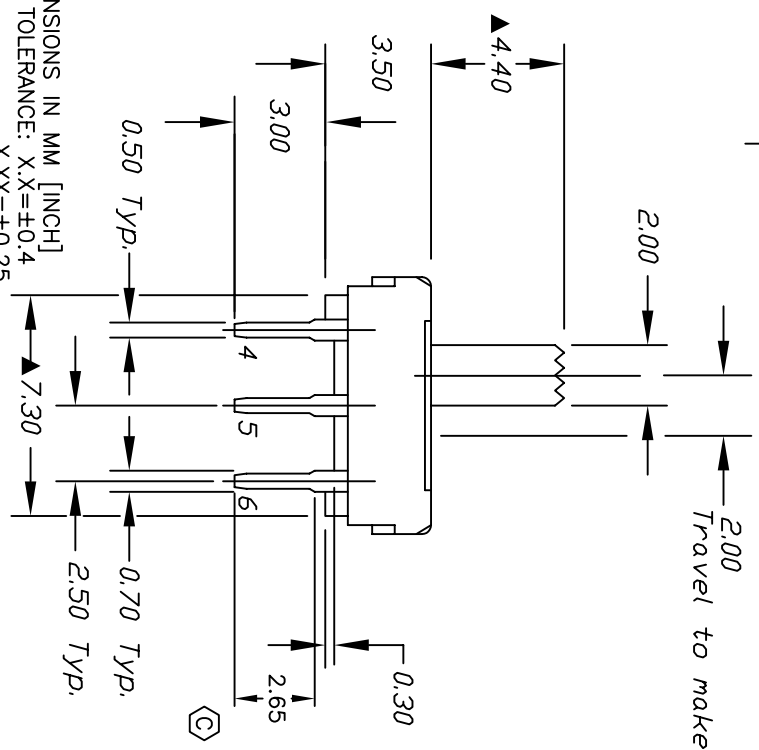


KNOB DETAIL  
SCALE 8:1

RECOMMEND P.C.B. HOLES



▲CIRCUIT: SPDT  
CONTACT CONFIGURATION

- NOTES:
1. ALL DIMENSIONS IN MM [INCH]
  2. GENERAL TOLERANCE: X.X=±0.4  
X.XX=±0.25
  3. TERM. NOS. FOR REFERENCE ONLY.
  4. OPERATING FORCE: 200±150gf
  5. RATING: DC 30V@ 0.3A
  6. ▲DENOTES MAJOR DIMENSIONS.
  7. 2002/95/EC (ROHS) COMPLIANT

|      |         |                                 |          |      |
|------|---------|---------------------------------|----------|------|
| D    | 17302   | UPDATED NOTES                   | 5/17/07  | TN   |
| C    | 13592   | 2.65 WAS 1.70, UPDATE STANDARDS | 11/11/03 | AR   |
| B    |         | REVISED & REDRAWN               | 8/6/97   |      |
| REV. | ECN No. | DESCRIPTION                     | DATE     | CHKD |

|           |         |                            |         |
|-----------|---------|----------------------------|---------|
| TITLE     |         | EG1271A -SPDT NON-SHORTING |         |
| SCALE     | DATE    | DR                         | DWG     |
| 4:1       | 5/17/07 | TN                         | P040047 |
| E SWITCH™ |         | REV                        | D       |

THE INFORMATION CONTAINED IN THIS DOCUMENT IS PROPRIETARY TO E-SWITCH AND IS NOT TO BE COPIED OR TRANSFERRED