

NOTES:

1. MATERIALS AND FINISHES:

CONTACT - BeCu - GOLD PLATED
 BODY - BeCu - WHITE BRONZE PLATED
 SLEEVE - BRASS - WHITE BRONZE PLATED
 OUTER CONTACT - PHOS BRONZE - WHITE BRONZE PLATED
 INSULATOR - PTFE

2. PHYSICAL:

A. OPERATING TEMPERATURE = -65°C to +165°C
 B. CONTACT RETENTION = 6.0 LBS. AXIAL

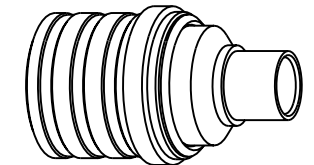
3. ELECTRICAL:

A. FREQUENCY RANGE = DC to 6 GHz
 B. VSWR = 1.05 : 1 MAX. DC-3GHz
 = 1.12 : 1 MAX. 3-6GHz

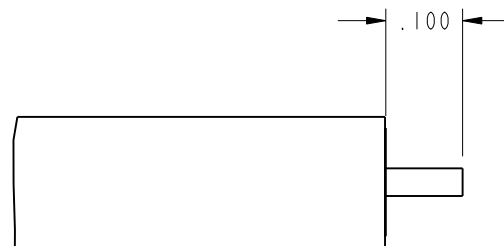
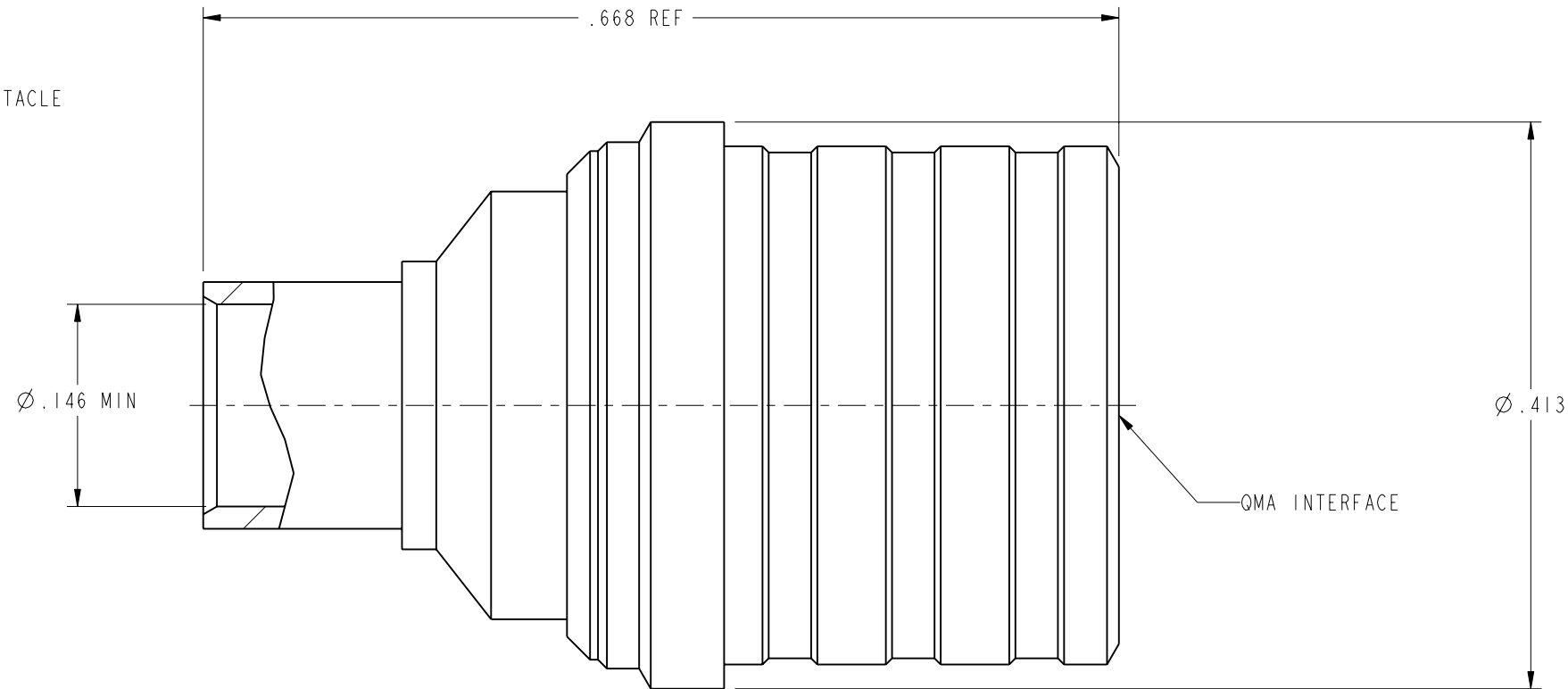
4. CABLE ASSEMBLY INSTRUCTIONS PER:

A. TRIM CABLE AS SHOWN
 B. INSERT CABLE W/ CENTER PRESSING INTO RECEPTACLE
 C. SOLDER OUTER CONDUCTOR TO BODY
 D. APPLY HEAT SHRINK AS REQUIRED

930-108P-51S		REVISIONS			
DRAWING NO.	REV	DESCRIPTION	DATE	ECO	APPR
THIRD ANGLE PROJ.	A	RELEASE TO MFG.	6/5/03	44507	KJC



SCALE 2.000



SCALE 4.000

CUSTOMER OUTLINE DRAWING
 ALL OTHER SHEETS ARE FOR INTERNAL USE ONLY

UNLESS OTHERWISE SPECIFIED, DIMENSIONS ARE IN INCHES AND TOLERANCES ARE: 2 PLACE DECIMAL ±.015 (0,381 mm) 3 PLACE DECIMAL ±.005 (0,127 mm) ANGLES ± 1°	MATERIAL	DRAWN K. CAPOZZI	DATE 1/27/03	TITLE QMA 50 OHM PLUG FOR .141 SEMI-RIGID	Amphenol Amphenol Corporation Communication and Network Products Division Danbury, CT U.S.A. 06810		
	REFERENCE EAR# 831 615X-1886-100 GEN# ASSYM2_QMA	ENGINEER K. CAPOZZI	DATE 1/27/03				
NOTICE - These drawings, specifications, or other data (1) are, and remain the property of Amphenol Corp. (2) must be returned upon request; and (3) are confidential and not to be disclosed to any person other than those to whom they are given by Amphenol Corp. The furnishing of these drawings, specifications, or other data by Amphenol Corp., or to any other person to anyone for any purpose is not to be regarded by implication or otherwise in any manner licensing, granting rights or permitting such holder or any other person to manufacture, use or sell any product, process or design, patented or otherwise, that may in any way be related to or disclosed by said drawings, specifications, or other data.		APPROVED O. BARTHELMES	DATE 6/5/03	CODE ID 74868	DWG SIZE B	DRAWING NO. 930-108P-51S	REV A
							SCALE: 8.0:1