

CBRLDSH2-40
SURFACE MOUNT
HIGH DENSITY
2 AMP SILICON
SCHOTTKY BRIDGE RECTIFIER



www.centrasemi.com

DESCRIPTION:

The CENTRAL SEMICONDUCTOR CBRLDSH2-40 is a full wave Schottky bridge rectifier mounted in a low profile epoxy surface mount molded case, utilizing glass passivated chips.



MARKING CODE: CL40

APPLICATIONS:

- Input rectification
- Polarity protection
- Steering diode array

FEATURES:

- Low leakage current (5.5 μ A TYP @ V_{RRM})
- High 2.0A current rating
- Low V_F Schottky diodes (480mV TYP @ $I_F=2.0A$)
- Low profile package (1.6mm MAX)

MAXIMUM RATINGS: ($T_A=25^\circ C$ unless otherwise noted)

	SYMBOL		UNITS
Peak Repetitive Reverse Voltage	V_{RRM}	40	V
DC Blocking Voltage	V_R	40	V
RMS Reverse Voltage	$V_{R(RMS)}$	28	V
Average Forward Current ($T_L=50^\circ C$)	I_O	2.0	A
Peak Forward Surge Current	I_{FSM}	50	A
Operating Junction Temperature	T_J	-55 to +125	$^\circ C$
Storage Temperature	T_{stg}	-55 to +150	$^\circ C$
Thermal Resistance	Θ_{JA}	95	$^\circ C/W$

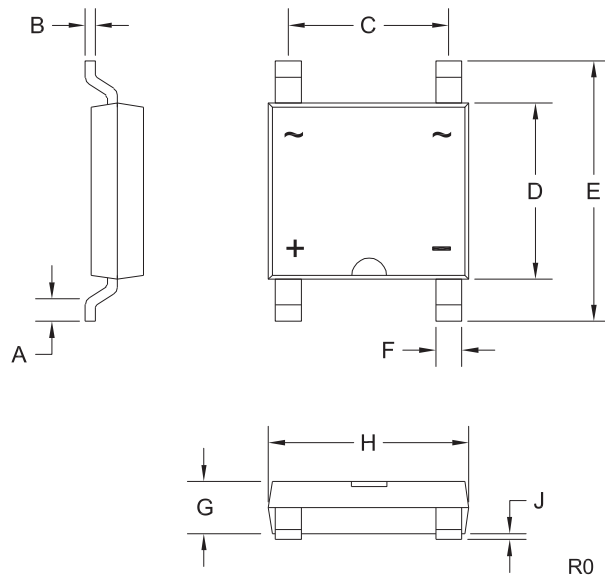
ELECTRICAL CHARACTERISTICS PER DIODE: ($T_A=25^\circ C$ unless otherwise noted)

SYMBOL	TEST CONDITIONS	TYP	MAX	UNITS
I_R	$V_R=40V$	5.5	100	μA
I_R	$V_R=40V, T_A=100^\circ C$	2.0	20	mA
V_F	$I_F=2.0A$	480	500	mV
C_J	$V_R=4.0V, f=1.0MHz$	155	250	pF

CBRLDSH2-40
SURFACE MOUNT
HIGH DENSITY
2 AMP SILICON
SCHOTTKY BRIDGE RECTIFIER



LPDIP CASE - MECHANICAL OUTLINE



DIMENSIONS				
SYMBOL	INCHES		MILLIMETERS	
	MIN	MAX	MIN	MAX
A	0.019	0.028	0.50	0.70
B	0.007	0.012	0.20	0.30
C	0.153	0.162	3.90	4.10
D	0.167	0.179	4.25	4.55
E	0.248	0.264	6.30	6.70
F	0.023	0.028	0.60	0.70
G	0.045	0.058	1.15	1.45
H	0.190	0.203	4.85	5.15
J	0.002	0.006	0.05	0.15

LPDIP (REV: R0)

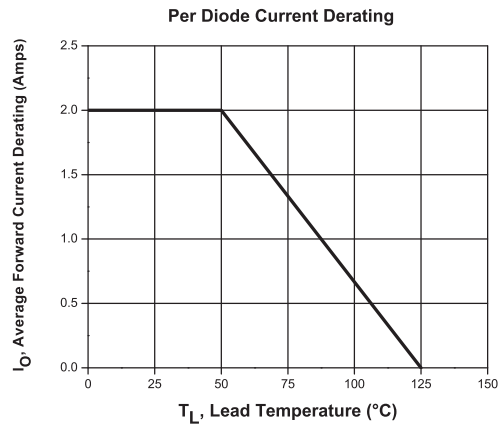
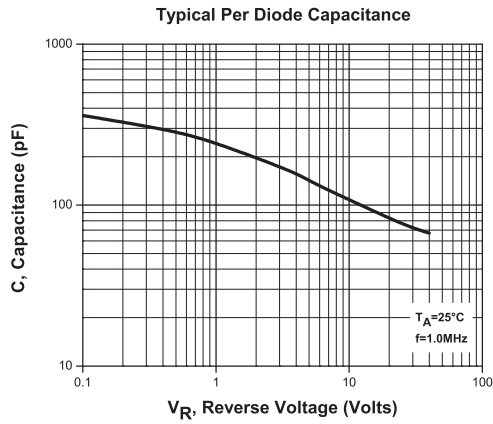
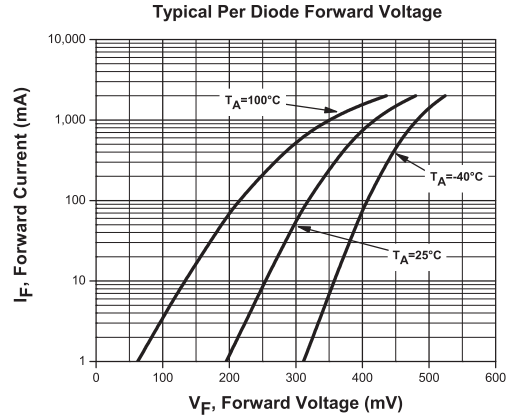
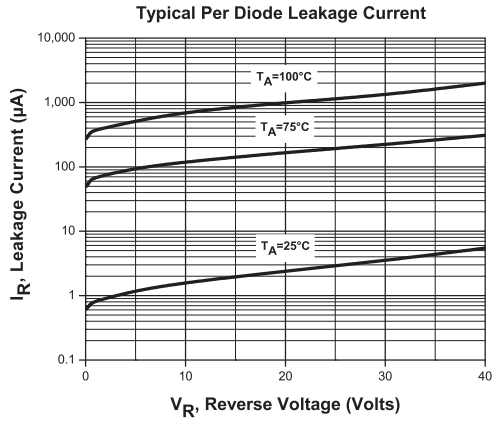
MARKING CODE: CL40

R1 (26-November 2012)

CBRLDSH2-40
SURFACE MOUNT
HIGH DENSITY
2 AMP SILICON
SCHOTTKY BRIDGE RECTIFIER



TYPICAL ELECTRICAL CHARACTERISTICS



R1 (26-November 2012)

OUTSTANDING SUPPORT AND SUPERIOR SERVICES



PRODUCT SUPPORT

Central's operations team provides the highest level of support to insure product is delivered on-time.

- Supply management (Customer portals)
- Inventory bonding
- Consolidated shipping options
- Custom bar coding for shipments
- Custom product packing

DESIGNER SUPPORT/SERVICES

Central's applications engineering team is ready to discuss your design challenges. Just ask.

- Free quick ship samples (2nd day air)
- Online technical data and parametric search
- SPICE models
- Custom electrical curves
- Environmental regulation compliance
- Customer specific screening
- Up-screening capabilities
- Special wafer diffusions
- PbSn plating options
- Package details
- Application notes
- Application and design sample kits
- Custom product and package development

CONTACT US

Corporate Headquarters & Customer Support Team

Central Semiconductor Corp.
145 Adams Avenue
Hauppauge, NY 11788 USA
Main Tel: (631) 435-1110
Main Fax: (631) 435-1824
Support Team Fax: (631) 435-3388
www.centalsemi.com

Worldwide Field Representatives:
www.centalsemi.com/wwreps

Worldwide Distributors:
www.centalsemi.com/wwdistributors

For the latest version of Central Semiconductor's **LIMITATIONS AND DAMAGES DISCLAIMER**, which is part of Central's Standard Terms and Conditions of sale, visit: www.centalsemi.com/terms