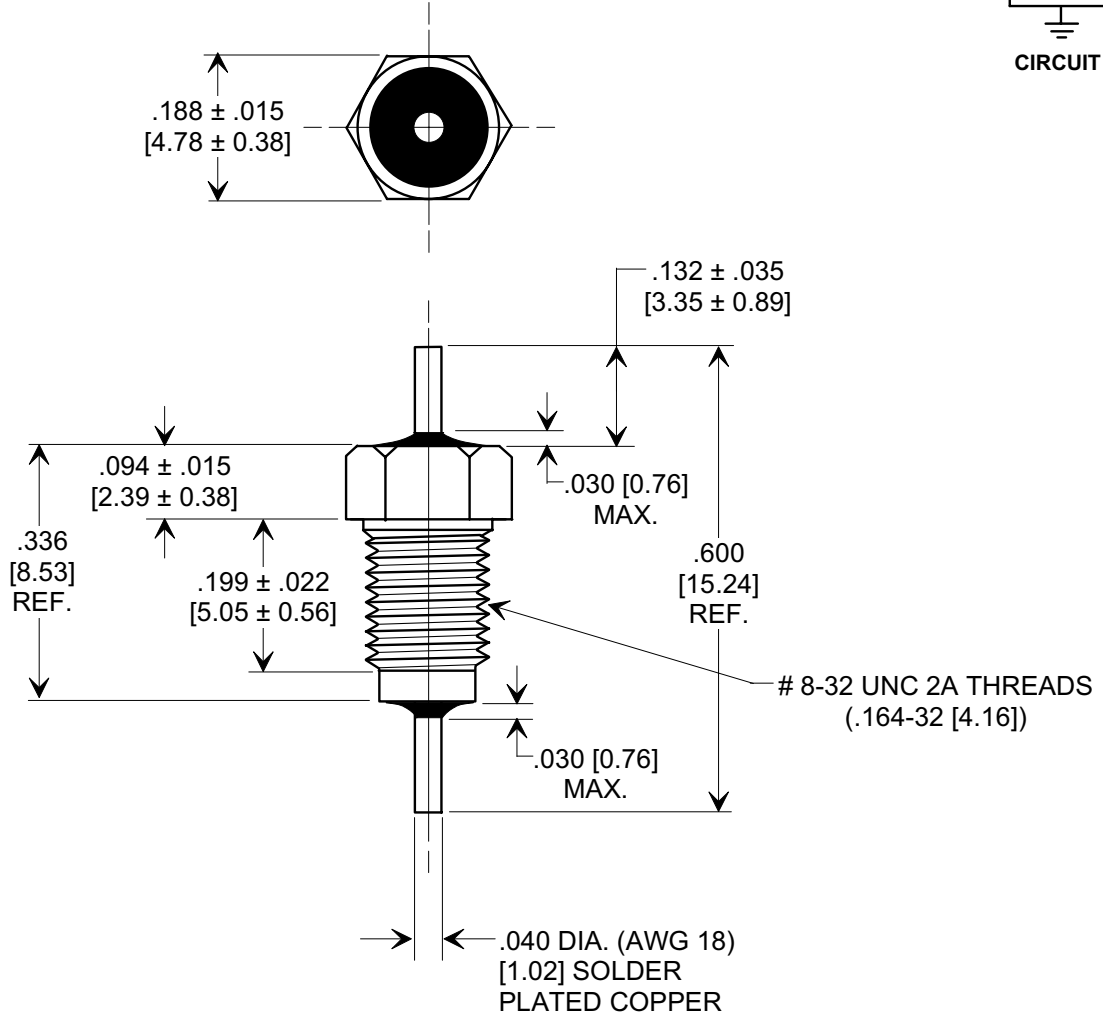
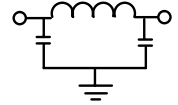
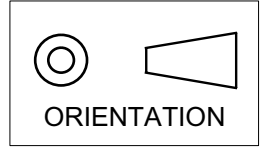


**MARKETING SALES DRAWING**

**DIMENSIONS IN INCHES - DO NOT SCALE THIS DRAWING**  
**DIMENSIONS IN METRIC - [ ]**

Electrical Testing  
 per Tusonix standard  
 test plans and Mil-Std-202  
 Test Methods.



MIN. CAP.	+ 125 °C WORKING VOLTAGE	I.R. MIN. @ 100 VDC	DWV	CURRENT	MINIMUM NO LOAD INSERTION LOSS (dB) AT 25°C PER MIL-STD-220			
					10 MHz	100 MHz	500 MHz	1000 MHz 18 GHz
3000 pF	125 VDC 85 VRMS	10 GΩ	750 VDC	15 A	10	30	55	65

X-2015 Rev-0 <b>REVISION RECORD</b> Original Release C.O. WAS SK 7094-001-S EC. 6-14-93 <b>930528-2</b> DWG. REVISED EC. 7-7-93 <b>930623-1</b> DWG. REVISED EC. 5-12-94 <b>940217-3</b> RDN TO COMPUTER FORMAT S.M. 06-03-02 <b>20020528-3-03</b>	--TOLERANCES-- Unless Otherwise Specified		Title <b>EMI FILTERS                  MIL 15733/44-0001</b>	
	DECIMAL ± // // //	Drawn S.M. 06-03-02		Scale 4 X
	ANGLES ± // // //	Approved J.Mc. 06-03-02		
	<b>TUSONIX</b> TUCSON, ARIZONA		<b>A</b>	<b>4251-500</b>