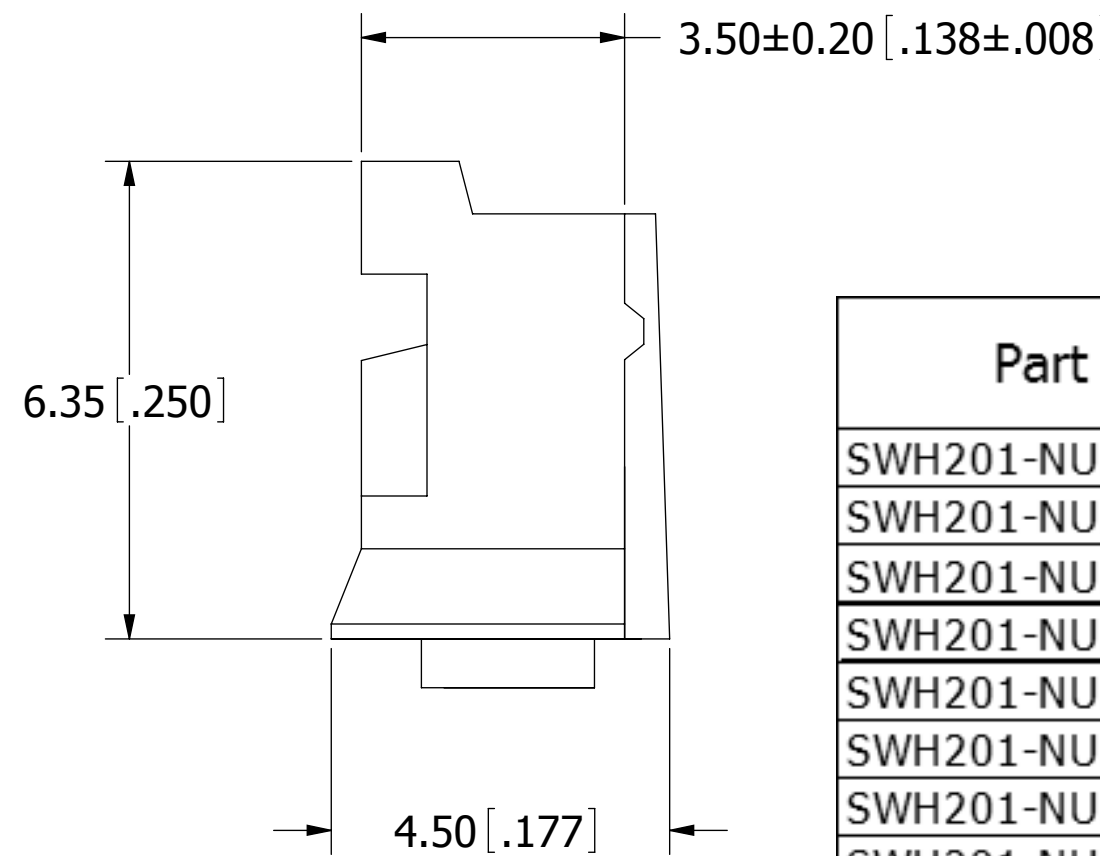
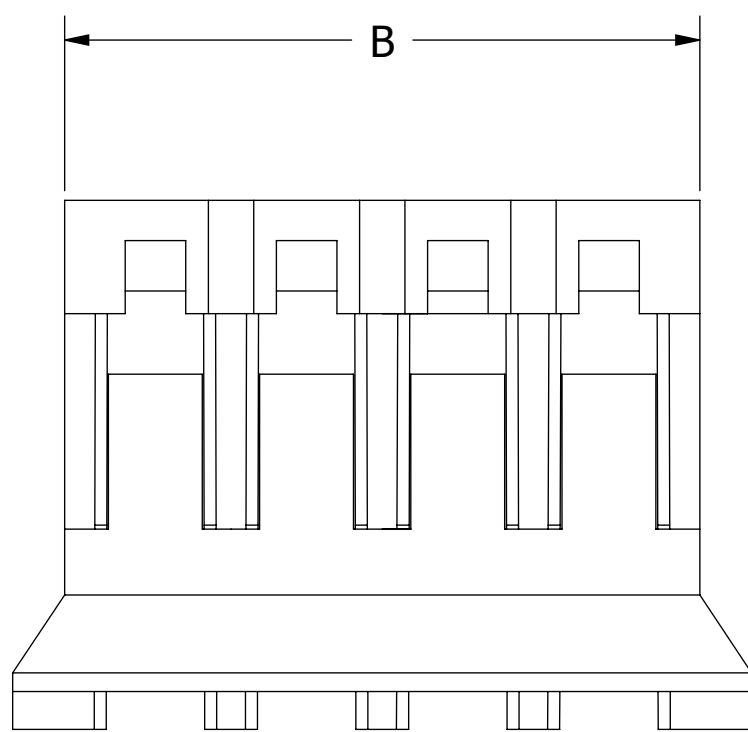
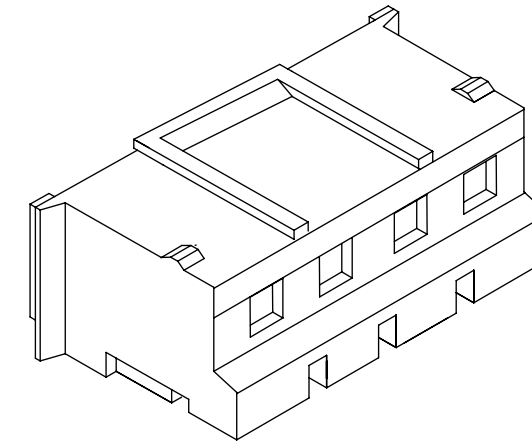
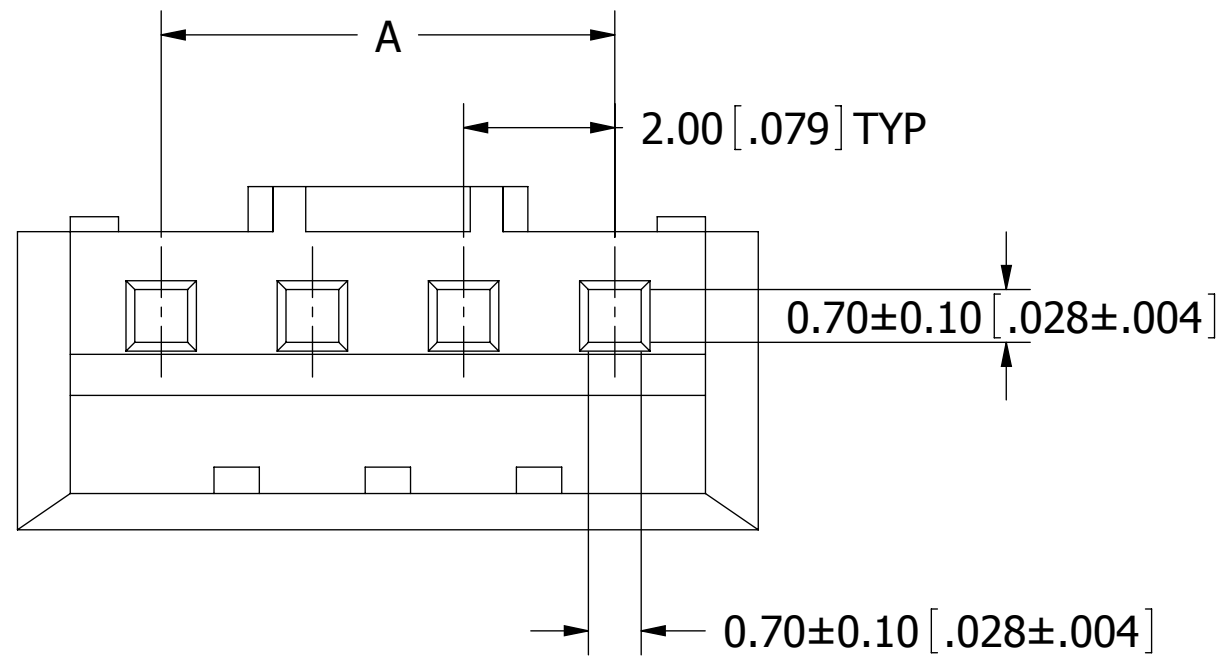


PART NUMBER CODING
SWH201-NULN-S__-UU-WH


NUMBER OF POSITIONS
 (CONTACTS PER ROW)

REVISIONS				
REV.	ECO. NO	DESCRIPTION	DATE	BY
A	2235	INITIAL RELEASE	05/25/2011	LH



Part Number	Positions/ Contacts	A		B	
		MM	INCH	MM	INCH
SWH201-NULN-S02-UU-WH	02/02	2.00	0.079	4.40	0.173
SWH201-NULN-S03-UU-WH	03/03	4.00	0.157	6.40	0.252
SWH201-NULN-S04-UU-WH	04/04	6.00	0.236	8.40	0.331
SWH201-NULN-S05-UU-WH	05/05	8.00	0.315	10.40	0.409
SWH201-NULN-S06-UU-WH	06/06	10.00	0.394	12.40	0.488
SWH201-NULN-S07-UU-WH	07/07	12.00	0.472	14.40	0.567
SWH201-NULN-S08-UU-WH	08/08	14.00	0.551	16.40	0.646
SWH201-NULN-S09-UU-WH	09/09	16.00	0.630	18.40	0.724
SWH201-NULN-S10-UU-WH	10/10	18.00	0.709	20.40	0.803
SWH201-NULN-S11-UU-WH	11/11	20.00	0.787	22.40	0.882
SWH201-NULN-S12-UU-WH	12/12	22.00	0.866	24.40	0.961
SWH201-NULN-S13-UU-WH	13/13	24.00	0.945	26.40	1.039
SWH201-NULN-S14-UU-WH	14/14	26.00	1.024	28.40	1.118
SWH201-NULN-S15-UU-WH	15/15	28.00	1.102	30.40	1.197
SWH201-NULN-S16-UU-WH	16/16	30.00	1.181	32.40	1.276

- NOTES:**
- SUITABLE FOR SWT201 SERIES TERMINAL.
 - INSULATOR MATERIAL: NYLON 66, UL94V-0, COLOR: WHITE.
 - CURRENT RATING: 1 AMP PER CONTACT.
 - VOLTAGE RATING: 125V AC/DC.
 - INSULATOR RESISTANCE: 1000 MEGOHMS MIN.
 - CONTACT RESISTANCE: 20 MILLIOHMS MAX.
 - DIELECTRIC WITHSTANDING VOLTAGE: 800V AC.
 - OPERATING TEMPERATURE: -25° C TO +85° C.
 - MATES WITH SWR201 SERIES SINGLE ROW WAFER.



RoHS COMPLIANT

UNLESS OTHERWISE SPECIFIED:
 DIMENSIONS ARE IN MM(INCHES)

TOLERANCES: ANGULAR:
 .X= ± 0.3 [.01]
 .XX= ± 0.30 [.012]

INTERPRET DIMENSIONS AND
 TOLERANCING
 PER: ASME Y14.5M-2009

DRAWN	DATE	NAME
	05/25/2011	LH
<small>THE INFORMATION HEREIN CONTAINS PROPRIETARY INFORMATION OF SULLINS ELECTRONICS AND IS NOT TO BE REPRODUCED, USED OR DISCLOSED TO OTHERS FOR ANY PURPOSE EXCEPT AS SPECIFICALLY AUTHORIZED IN WRITING BY AN OFFICER OF SULLINS ELECTRONICS.</small>		



TITLE HOUSING 2.0mm[.079"] CC, 1 ROW			
PART NUMBER SWH201-NULN-S__-UU-WH			
SIZE C	CAGE CODE 54453	DWG. NO. 11622	REV A
SCALE: 10:1		SHEET 1 OF 1	