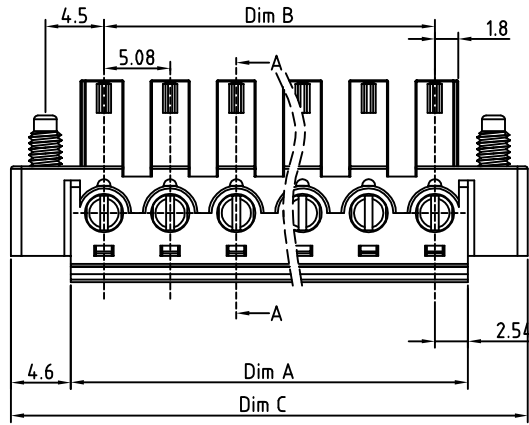


SIGN	DATE	DESCRIPTION	APPROVER

THIS IS CAD DRAWING, DO NOT REVISE MANUALLY!!!



Poles	02	03	04	05	06	07	08	09
Dim A	10.16	15.24	20.32	25.4	30.48	35.56	40.64	45.72
Dim B	5.08	10.16	15.24	20.32	25.4	30.48	35.56	40.64
TOL	±0.15				±0.20			
Poles	10	11	12	13	14	15	16	17
Dim L	50.8	55.88	60.96	66.04	71.12	76.2	81.28	86.36
Dim B	45.72	50.8	55.88	60.96	66.04	71.12	76.2	81.28
TOL	±0.30				±0.35			
Poles	18	19	20	21	22	23	24	
Dim L	91.44	96.52	101.6	106.68	111.76	116.84	121.92	
Dim B	86.36	91.44	96.52	101.6	106.68	111.76	116.84	
TOL	±0.40							

Material

- Insulating body: Thermoplastic (UL94V-0)
- Insulating cover: Thermoplastic (UL94V-0)
- Contant: Brass, Tin plated
- Wire guard: PhBz ,Tin plated
- Terminal screw :Steel Cr3+ Zinc plating "-" slot type

Electrical

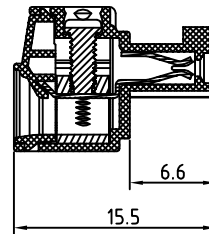
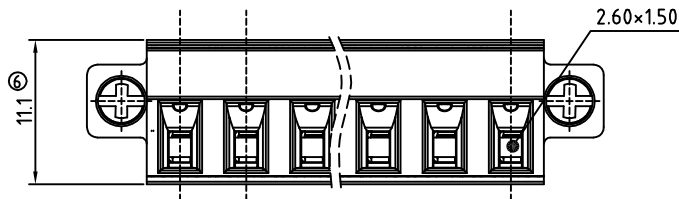
- Voltage rating: 300VAC
- Current rating: 10A
- Wire range:
 - Solid wire(AWG): 14-30
 - Stranded wire(AWG): 14-30
- Torque(Lb-In): 2
- Screw: M2
- Wire strip length: 7-8mm
- Withstanding Voltage: 1.6KV
- Operating temperature: -40°C to +115°C
- Soldering temperature: 250°C±10°C/5 Sec

RoHS Compliant

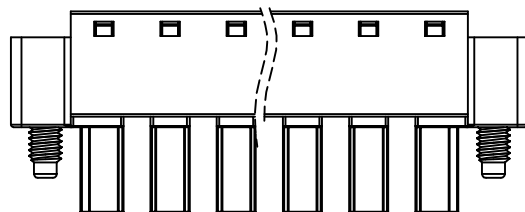
PART NUMBER:

OSTVRXX5153

No. of Poles	COLOR
02 2 Poles	0: Black
03 3 Poles	5: Green (Standard)
... ..	6: Blue
24 24 Poles	8: Grey



SECTION A-A



THESE DRAWINGS AND SPECIFICATIONS ARE THE PROPERTY OF ON-SHORE TECHNOLOGY, INC. AND SHALL NOT BE REPRODUCED, COPIED OR USED IN ANY MANNER WITHOUT THE PRIOR WRITTEN CONSENT OF ON-SHORE TECHNOLOGY, INC.



TITLE		OSTVR 5.08 Series w/flange (Contact on up side)					
PART NO.		OSTVRXX5153		DWG NO.		OSTVRXX5153.DWG	
APPROVED		CHECKED	DESIGNED	DRAWN	CUST NO.		Tolerance
			Jacke 2009.06.17	Jacke 2009.06.17			X. ±0.50
							X.X ±0.30
							X.XX ±0.10
							X° ±1°
					SHEET: 01/01		REV.: B